

Mid Sussex District Council  
Playing Pitch Strategy  
2015-2031

# MID SUSSEX DISTRICT COUNCIL PLAYING PITCH STRATEGY 2015-2031

## Contents

<b>1.</b>	<b>EXECUTIVE SUMMARY .....</b>	<b>4</b>
<b>2.</b>	<b>INTRODUCTION .....</b>	<b>4</b>
<b>3.</b>	<b>NATIONAL CONTEXT.....</b>	<b>4</b>
3.1	PLANNING POLICY .....	4
3.2	SPORT ENGLAND.....	5
3.3	SPORTS PARTICIPATION .....	5
<b>4.</b>	<b>LOCAL CONTEXT .....</b>	<b>6</b>
4.1	ADULT PARTICIPATION .....	7
4.2	CHILDREN AND YOUNG PEOPLE.....	7
4.3	COUNTY SPORTS PARTNERSHIP .....	8
<b>5.</b>	<b>STRATEGIC CONTEXT .....</b>	<b>8</b>
5.1	MID SUSSEX DISTRICT COUNCIL CORPORATE PLAN (2013-14).....	8
5.2	MID SUSSEX SUSTAINABLE COMMUNITIES STRATEGY (2008-18).....	8
5.3	MID SUSSEX DISTRICT PLAN (2014-31).....	8
5.4	LEISURE & CULTURAL STRATEGY FOR MID SUSSEX (2009-20) .....	9
5.5	PPG17 ASSESSMENT.....	9
<b>6.</b>	<b>METHODOLOGY .....</b>	<b>10</b>
<b>7.</b>	<b>DEMAND (STAGES 1 – 5) .....</b>	<b>11</b>
7.1	STAGE 1: IDENTIFYING TEAMS.....	11
7.1.1	<i>Bowls</i> .....	12
7.1.2	<i>Cricket</i> .....	12
7.1.3	<i>Football</i> .....	12
7.1.4	<i>Hockey</i> .....	12
7.1.5	<i>Netball</i> .....	12
7.1.6	<i>Rugby</i> .....	12
7.1.7	<i>Stoolball</i> .....	13
7.1.8	<i>Tennis</i> .....	13
7.2	FUTURE DEMAND .....	13
7.2.1	<i>Housing growth</i> .....	13
7.2.2	<i>Population growth</i> .....	14
7.2.3	<i>Team generation rates</i> .....	15
7.3	STAGE 2: CALCULATING HOME GAMES PER TEAM PER WEEK .....	15
7.4	STAGE 3: ASSESSING TOTAL HOME GAMES PER WEEK .....	16
7.5	STAGE 4: ESTABLISHING TEMPORAL DEMAND FOR GAMES .....	16
7.6	STAGE 5: DEFINING PITCHES USED/REQUIRED ON EACH DAY .....	17
<b>8.</b>	<b>SUPPLY - ESTABLISHING PITCHES AVAILABLE (STAGE 6) .....</b>	<b>18</b>
8.1	ARTIFICIAL TURF PITCHES (ATP's) .....	19
8.2	SCHOOL SITES.....	20
8.3	QUALITY.....	21
8.4	CLUB FEEDBACK .....	21
<b>9.</b>	<b>ASSESSING THE FINDINGS (STAGE 7) .....</b>	<b>22</b>
9.1	CURRENT POSITION.....	22

9.2	FUTURE PROJECTIONS .....	23
<b>10.</b>	<b>SITE SPECIFIC ISSUES .....</b>	<b>23</b>
10.1	BURGESS HILL .....	23
10.2	HAYWARDS HEATH.....	25
10.3	EAST GRINSTEAD.....	25
10.4	SOUTH AREA.....	26
10.5	CENTRAL AREA .....	27
10.6	NORTH AREA .....	28
<b>11.</b>	<b>IDENTIFYING POLICIES AND SOLUTIONS (STAGE 8).....</b>	<b>29</b>
11.1	POLICY 1: ADDITIONAL PITCHES .....	30
11.1.1	<i>South</i> .....	31
11.1.2	<i>Central</i> .....	31
11.1.3	<i>North</i> .....	31
11.2	POLICY 2: RELOCATE FACILITIES.....	32
11.3	POLICY 3: UPGRADE AND IMPROVE.....	32
11.4	POLICY 4: RETAIN AND MAINTAIN.....	34
<b>12.</b>	<b>RECOMMENDATIONS .....</b>	<b>35</b>
<b>13.</b>	<b>ACTION PLAN .....</b>	<b>36</b>

## Table of figures

<i>Figure 1: National sports participation statistics</i>	5
<i>Figure 2: District demographics</i>	6
<i>Figure 3: Comparative adult sports participation in West Sussex</i>	7
<i>Figure 4: PPG17 Recommended standards for pitch sports in Mid Sussex</i>	10
<i>Figure 5: Sport England assessment methodology</i>	10
<i>Figure 6: Current sports teams in Mid Sussex</i>	11
<i>Figure 7: Housing Commitments</i>	13
<i>Figure 8: Projected team generation rates for Mid Sussex by 2031</i>	15
<i>Figure 9: Estimated number of home games per team per week</i>	16
<i>Figure 10: Total number of home games per week</i>	16
<i>Figure 11: Temporal demand</i>	16
<i>Figure 12: Pitches used / required each day</i>	17
<i>Figure 13: Playing pitch providers</i>	18
<i>Figure 14: Summary of playing pitches available for community use</i>	19
<i>Figure 15: Artificial turf pitches (available for community use)</i>	20
<i>Figure 16: Current surplus/shortfall</i>	22
<i>Figure 17: Projected surplus/shortfall</i>	23
<i>Figure 18: Potential sites for additional pitches</i>	30
<i>Figure 19: Facility developments</i>	33

## Appendices

Appendix A	List of clubs and teams (by sport)
Appendix B	District Plan sites allocated for formal sports and leisure use
Appendix C	Community pitches
Appendix D	School sites with no public access
Appendix E	Pitch Quality Assessment (Sport England)
Appendix F	Pavilion Quality Assessment (Sport England)
Appendix G	Questionnaire feedback
Appendix H	Sports Teams Map
Appendix I:	Comparative Sizes of Sports Pitches & Courts

## **1. Executive Summary**

The Council has produced a Playing Pitch Strategy for the District to map existing provision and establish demand for facilities to ensure residents continue to enjoy access to high quality playing pitches.

The Council's Leisure & Cultural Strategy (2009-20) referred to the expected increase in the local population as a result of new housing development and recommended that a playing pitch strategy be undertaken to assess current and future demand.

The strategy provides a framework within which planning, investment and sport development decisions can be made and forms part of the evidence base for the Mid Sussex District Plan. The strategy provides information about existing levels of provision, demand for facilities and the likely future levels of demand, taking predicted population increases into account.

The Council intends to protect, enhance and provide playing pitches for community use.

## **2. Introduction**

This strategy covers the following organised outdoor sports – bowls, cricket, football, hockey, netball, rugby league, rugby union, stoolball and tennis.

The overall aims of the Mid Sussex District Playing Pitch Strategy are to:

- present an overview of existing provision
- assess current and future demand as a result of housing growth and identify local needs
- ensure information is available to enable the Council to make the best use of all available resources and effectively manage Council owned facilities
- support town and parish councils, sports clubs, schools and community organisations to maintain, manage and improve outdoor sports pitch provision across the District
- provide the evidence base needed to secure funds for capital investment to develop new provision and improve existing facilities
- develop an action plan to ensure the continued provision of accessible and high quality sports pitches across the District

## **3. National context**

### **3.1 Planning Policy**

The National Planning Policy Framework (NPPF), published by the Department for Communities and Local Government on 27 March 2012, requires local authority planning policies to be based on:

*'robust and up-to-date assessments of the needs for open space, sports and recreation facilities and opportunities for new provision. The assessments should identify specific needs and quantitative or qualitative deficits or surpluses of open space, sports and recreational facilities in*

the local area. Information gained from the assessments should be used to determine what open space, sports and recreational provision is required' (para 73).

It also protects existing open space, sports and recreational buildings and land, including playing fields and states that they should not be built on unless:

- an assessment has been undertaken which has clearly shown the open space, buildings or land to be surplus to requirements; or
- the loss resulting from the proposed development would be replaced by equivalent or better provision in terms of quantity and quality in a suitable location; or
- the development is for alternative sports and recreational provision, the needs for which clearly outweigh the loss' (para 74).

### 3.2 Sport England

Sport England was created by Royal Charter in 1997 to foster, support and encourage the development of sport and sporting excellence (previously the Sports Council for Great Britain). It is a non-departmental public body and lottery distributor accountable to Parliament through the Department for Culture Media and Sport.

Sport England's aims to increase the number of people who play sports regularly and reduce the number of young people who stop playing when they finish school. To achieve this they fund the National Governing Bodies (NGBs) of recognised sports, provide grant funding to sporting bodies and work in partnership with a range of organisations including local authorities and the County Sports Partnerships.

Sport England believes that to ensure there is a good supply of high quality playing pitches and playing fields to meet the sporting needs of local communities, all local authorities should have an up to date Playing Pitch Strategy. Sport England has been a statutory consultee on planning applications affecting playing field land since 1996..

### 3.3 Sports Participation

Sport England's Active People Survey is an annual survey of participation in sport and physical recreation of adults (age 16 years and over) in England that is carried out by Ipsos MORI. The latest Active People Survey (APS8 Q2) results cover the 12 month period from mid April 2013 until the April 2014.

Sport England's data shows that during this period 15.6 million adults played sport at least once a week and 17.4% of adults take part in at least three sport sessions a week – up from 15.5% in 2005/6. Weekly participation in sport is highest in the South East of England (36.9%).

**Figure 1: National sports participation statistics**

Sport England NGB Funded sports	2005/06 (Active People Survey 1)		2013/14 (Active People Survey 8 Q2)		Change
	n	%	n	%	
1 x 30 sport indicator					
Baseball & Softball	9,300	0.02%	*	*	*
Bowls	339,500	0.83%	250,800	0.57%	Decrease

Cricket	195,200	0.48%	167,600	0.37%	Decrease
Football	2,021,700	4.97%	1,926,900	4.33%	Decrease
Hockey	93,900	0.23%	88,000	0.20%	Decrease
Netball	111,700	0.27%	155,900	0.34%	Increase
Rugby League	73,700	0.18%	45,900	0.10%	Decrease
Rugby Union	185,600	0.46%	190,400	0.43%	Increase
Tennis	457,000	1.12%	434,200	0.97%	Decrease

\* Data unavailable, question not asked or insufficient sample size.  
Source: Sport England Active People Survey

### Key facts

- More men play sport than women. Currently 40.9% of men play sport at least once a week, compared to 30.3% of women. At a younger age, men are much more likely than women to play sport. But this difference declines sharply with age.
- Age is a factor in participation: 54.5% of 16-to-25-year-olds (58.0% of 14-25 year olds) take part in at least one sport session a week, compared to 32.0% of older adults (age 26 plus).
- Take-up is highest among managerial/professional workers and intermediate social groups. It is lowest among manual workers and unemployed people.
- The number of both black and minority ethnic and white British adults playing sport is increasing. More disabled people are taking part in sport – latest results show 17.8% are playing sport regularly, up from 15.1% in 2005/6.

### 4. Local context

In analysing the need and demand for playing pitches it is important to understand the local demographic and a brief analysis of the population of the District is shown in the table below:

**Figure 2: District demographics**

<b>Population</b>
The resident population is 139,860. 62% of residents live in the towns of Burgess Hill, East Grinstead and Haywards Heath, with the remaining 38% living in the villages. The population density is 4.2 persons per hectare and the ratio of males to females is 49% to 51% respectively.
<b>Age structure</b>
19% of the resident population are under 16 years of age (which is equivalent to the national average for England), 20% of residents are aged 16-34 (which is lower than the national average of 25% in England), 29% are aged 35-54 (compared to 28% in England) and 31% are aged 55+ (which is higher than the national average of 28% in England).
<b>Ethnic background</b>
The ethnic structure of the population is predominantly white British – 90% compared to a national average of 80% for England. 4% of the population are white Other and the remaining 6% are from various ethnic backgrounds with the largest groups being of Indian, Other Asian and Irish descent (each approx. 1% of the total population).
<b>Economic Activity</b>
The proportion of residents aged 16-74 in employment is 72% (compared to 62% in England). 2% are unemployed (compared to 4% in England), 14% are retired (equivalent to the national average for England). The remaining 12% are students, carers, long term sick and disabled

(compared to 20% in England).
<b>Mobility</b>
14% of all Mid Sussex households do not own a car, which is less than the national average for England (26%).
<b>Health</b>
6% of the local population have a health problem or disability that had lasted, or was expected to last, at least 12 months, and limited daily activities a lot which is lower than the national average for England (8%). This includes problems related to old age.
<i>Source: 2011 Census</i>

#### 4.1 Adult Participation

The Active People Survey shows that Mid Sussex is in the top quartile of local authorities nationally, with a 36.5% of adults participating in sport at least once per week which is higher than the regional average and compares favourably with other West Sussex authorities.

**Figure 3: Comparative adult sports participation in West Sussex**

<b>Adult participation in 30 minutes, moderate intensity sport</b>		
	2005/06 (Active People Survey 1)	2013/14 (Active People Survey 8 Q2)
1 session per week		
England	34.20%	35.50%
Adur	30.60%	31.90%
Arun	32.20%	29.20%
Chichester	36.10%	38.10%
Crawley	32.50%	31.40%
Horsham	36.90%	42.00%
Mid Sussex	38.50%	36.50%
Worthing	30.40%	36.40%
<i>Source: Sport England's Active People Survey</i>		

17.3% of adults in Mid Sussex participate in at least three 30 minute sessions of moderate intensity sport each week, which is roughly equivalent to the national average. 28% of all adult residents are members of a sports club, 15.7% have taken part in organised competitive sport and 51.5% want to do more sport. This demonstrates a strong demand for facilities which is currently being met as 74% of adult residents stated that they are satisfied with local sports provision (APS4).

#### 4.2 Children and Young People

'Mid Sussex Active', based at St Paul's Catholic College, was one of nine School Sports Partnership set up in 2006 to deliver the Government's PE and Sport Strategy for Young People. The strategy was discontinued in 2010 but the partnership was retained with the support of all local schools and community partners. Mid Sussex Active aims to encourage greater levels of sport and physical activity, better quality physical education, sports leadership and coaching, and improved links with community clubs and leisure providers.

Several Mid Sussex secondary schools (Imberhorne, Sackville, St Paul's, Oathall, Downlands and Oakmeeds) release a member of staff to work as a School Sport Co-ordinator with local primary and special schools. The primary schools have PE Subject Leader/Coordinators who link with Mid Sussex Active

### 4.3 County Sports Partnership

'Active Sussex' is a charitable trust and the County Sports Partnership (CSP) for Sussex covering the areas of Brighton & Hove, East Sussex and West Sussex. Its main aim is to increase participation in sport and physical activity.

Working with partners in the public, private and voluntary sectors, including National Governing Bodies of Sport, local authorities, leisure trusts, education and businesses, Active Sussex pushes for sustained investment in sport at a local level.

Predominantly funded by Sport England, Active Sussex contributes to the government's agenda to increase the number of people participating in sport and physical activity nationally. Service areas include:

- delivery programmes such as 'Sportivate', the Primary School Premium, Satellite Clubs and Community Games;
- events such as the Sussex Sports Awards, Sussex School Games and partner network forums;
- club, coach and volunteer development;
- provision of data to help inform strategy and funding;
- communications network across a range of digital platforms.

## 5. Strategic context

### 5.1 Mid Sussex District Council Corporate Plan (2013-14)

The Council's corporate priorities are as follows:

<b>Better Lives</b>	<b>Better Environment</b>	<b>Better Services</b>
<ul style="list-style-type: none"><li>• Healthy Lifestyles</li><li>• Opportunities and Quality of Life for All</li><li>• Strong, Safe Communities</li></ul>	<ul style="list-style-type: none"><li>• Quality and Sustainable Environment</li><li>• Distinctive and Sustainable Towns and Villages</li></ul>	<ul style="list-style-type: none"><li>• Efficient and Effective Services</li><li>• Strong Community Leadership</li></ul>

### 5.2 Mid Sussex Sustainable Communities Strategy (2008-18)

The Mid Sussex Partnership, which is led by the District Council and involves over 100 statutory, business and voluntary sector partners, has identified the following key themes and longer term challenges:

- Protecting and Enhancing the Environment;
- Ensuring Cohesive and Safe Communities;
- Promoting Economic Vitality; and,
- Supporting Healthy Lifestyles.

### 5.3 Mid Sussex District Plan (2014-31)

The Consultation Draft District Plan 2014 – 2031 was approved by the Council for public consultation on 12 November 2014. The District Plan aims to ensure that housing development is accompanied by suitable and timely infrastructure investment. The Council's housing provision figure will be set in the pre-submission version of the Plan once ongoing work on the housing



land supply and an assessment of the unmet developments needs of neighbouring authorities has been completed.

The Council has also drafted an Infrastructure Development Plan which details the type, location and estimated cost of the infrastructure needed to support these new homes. The Infrastructure Development Plan includes projects to provide sports, leisure and recreation facilities. These projects will be part funded through the Community Infrastructure Levy (CIL), a new system of planning charges introduced by the Government in 2010.

The District Plan aims *'to create places that encourage a healthy and enjoyable lifestyle by the provision of first class cultural and sporting facilities, informal leisure space and the opportunity to walk, cycle or ride to common destinations'* (Strategic Objective 15). This objective will be delivered by providing new and/or enhanced leisure and cultural facilities (Policy DP21).

Policy DP21 states that 'details about the provision of new leisure and cultural facilities will be set out in a Supplementary Planning Document'. It also reiterates that 'proposals that involve the loss of open space, sports and recreational buildings and land, including playing fields, will not be supported' unless they comply with the National Planning Policy Framework criteria.

The District Plan identifies a number of sites allocated for formal sports and leisure use (see Appendix B). Further leisure sites will be identified through Neighbourhood Plans and the requirement to provide on-site facilities for larger developments.

Neighbourhood Plans were introduced through the Localism Act 2011 and all Town and Parish Councils in Mid Sussex (outside the South Downs National Park) are producing plans. Draft plans will be the subject of an independent examination followed by a local referendum and, if the majority of voters are in favour, the plan will carry legal weight.

Policy DP8 shows the Northern Arc development on land to the north and north-west of Burgess Hill for a strategic mixed use development to include 3,500 new homes, business park, schools and the Centre for Community Sport 'in the vicinity of the Triangle Leisure Centre'. Policy DP7 refers to a strategic allocation to the east of Burgess Hill at Kings Way for up to 480 homes.

#### **5.4 Leisure & Cultural Strategy for Mid Sussex (2009-20)**

The purpose of the strategy is to provide a framework to increase participation in the arts and culture, sport and physical activity by those living and working in the District. The overall vision is:

*'to improve the health and wellbeing of local residents by raising levels of awareness of the benefits of participating in arts, culture, physical activity and sport, increasing opportunities for residents to take part in these activities, developing the local infrastructure and strengthening local partnerships.'*

The Leisure and Cultural Strategy recommended that a 'playing pitch strategy is undertaken to ensure that the number of teams and the amount of usage is determined' to assist with the planning for sports pitches in response to projected housing increases.

#### **5.5 PPG17 Assessment**

Planning Policy Guidance 17: Planning for Open Space, Sport and Recreation (PPG17), published in July 2002, required local authorities to undertake quantitative and qualitative audits of provision and to carry out assessments of the existing and future needs of communities.

In 2006, the Council commissioned Kit Campbell Associates to carry out an audit to assess the quality and value of allotments, artificial turf pitches, athletics tracks, bowling greens, multi-functional green space, playing fields and grass pitches, play areas and playgrounds: tennis and multi-sport courts, BMX/skateboard parks, informal areas intended for teenagers and indoor sports facilities.

PPG17 has been superseded by the NPPF but the audit provided a thorough assessment of playing pitch provision. It was reviewed in February 2011 and the recommended standards were presented to the Better Environment Advisory Group who resolved that they should be incorporated into Mid Sussex Planning Policy. The assessment recommended the following standards for pitch sports:

**Figure 4: PPG17 Recommended standards for pitch sports in Mid Sussex**

Type	Quantity (sq m / person)	Access*
Bowling Greens	0.17	900m (15 min walk) 5,625m (15 min drive)
Grass Pitches: Cricket Adult Football Junior Football Rugby	12.25 (total**) 8.9 4.25 2.7 0.85	900m (15 min walk) 5,625m (15 min drive)
Artificial Turf Pitch (ATP)	0.50	1,200m (15 min walk) 7,500m (20 min drive)
Tennis courts	0.44	900m (15 min walk) 5,625m (15 min drive)

\* walk times are only applicable in the towns

The PPG17 report states that 'it is not sensible simply to aggregate these standards as football and even rugby can be played on cricket outfields. The aggregate of the winter sports is 7.8 sqm per person and adding approximately 50% of the cricket requirement comes to a total of 12.25 sqm per person which we recommend as the overall grass pitch quantity standard.'

The PPG17 Assessment recommended a 15 minute driving threshold for bowling greens, grass pitches and tennis courts and 20 minutes for ATP's.

## 6. Methodology

This strategy has been developed following the Sport England Playing Pitch Methodology as outlined in 'Towards a Level Playing Field – A Guide to the Production of Playing Pitch Strategies', and it comprises of eight stages.

**Figure 5: Sport England assessment methodology**

Stage	
1	Identify teams
2	Calculate home games per team per week
3	Assess total home games per week
4	Establish temporal demand for games
5	Define pitches used / required on each day
6	Establish pitches available
7	Assess the findings
8	Identify policy options and solutions

Stages 1 to 6 involve numerical calculations, whilst Stages 7 and 8 develop issues and solutions. The methodology is employed to analyse the adequacy of current provision and to assess possible future situations, in order that latent and future demand and the problems with quality, use and capacity of existing pitches can be taken into account.

This guidance was updated in October 2013 but the principles remain the same, to establish the level and quality of current provision and develop a strategy to ensure playing pitch provision has the capacity to meet present and future demand. The main fundamental change in the new methodology is that each site needs to be considered in detail and a strategy for each site should be considered to build an overarching strategy.

## 7. Demand (Stages 1 – 5)

### 7.1 Stage 1: Identifying teams

Demand is established through a count of the number of teams for each sport. Latent demand and the impact of future population projections also need to be considered.

To establish demand, we initially consulted with the Council’s Outdoor Services Team who are responsible for pitch bookings, the Community Services and Culture Team who dealt with sports development and the Wellbeing Team who compile the Physical Activity Directory. From the information provided we drew up a draft list of 120 local clubs that compete and train in Mid Sussex.

The sports clubs (listed in Appendix A) were contacted by post and email and encouraged to respond to an online questionnaire based on the Sport England toolkit. This provided a level of details regarding the teams and facilities but in order to gather more accurate baseline data we also contacted the National Governing Body representatives for each sport and identified a further 23 clubs in the process

The total number of teams participating in each sport is summarised below:

**Figure 6: Current sports teams in Mid Sussex**

	<b>Bowls</b>	<b>Cricket</b>	<b>Football</b>	<b>Hockey</b>	<b>Netball</b>	<b>Rugby</b>	<b>Stoolball</b>	<b>Tennis</b>
Adult teams	45	85	153	26	27	14	14	39
Junior teams	0	90	60	20	37	24	5	13
Mini teams	0	14	68	20	0	20	0	0
<b>Total teams</b>	<b>45</b>	<b>189</b>	<b>281</b>	<b>66</b>	<b>64</b>	<b>58</b>	<b>19</b>	<b>52</b>

As a guide, mini teams are generally aged 10 years and under, juniors are 11-15 years and adults are 16+ years.

Junior footballers aged 14+ play on adult pitches so, for the purpose of calculating demand for pitches, the number of junior teams has been reduced by 50% (60 teams) and the adult figures have been increased respectively to reflect this.

Also, many tennis clubs in the District do not play competitive matches but play friendlies and social tennis so one non-competitive adult and junior 'team equivalent' has been added for each club to take this into account.

A geographical overview showing the distribution of sports teams throughout the District is shown in Appendix H.

### **7.1.1 Bowls**

There are eleven bowls clubs in Mid Sussex with 45 teams, all adult. Bowls England is the national governing body for Flat Green Lawn Bowls and Sussex County Bowls is the affiliated body which organises local fixtures.

The Bowls Development Alliance (BDA) is the body for Bowls England (flat green outdoor) and English Indoor Bowling Association Ltd (flat green indoor), working together, to grow the sport of Bowls. The BDA has identified Sussex as one of five hotspots with the objective of increasing participation in the sport.

### **7.1.2 Cricket**

There are 25 cricket clubs in the District consisting of 189 teams (85 Adult, 90 youth, 14 mini). The ECB (England and Wales Cricket Board) is the national governing body and Sussex Cricket is the County Cricket Board.

### **7.1.3 Football**

The Football Association is the NGB and the Sussex County Football Association is the governing body for football in Sussex. There are 70 clubs and 281 teams in Mid Sussex (94 adult, 107 youth, 60 mini). Eleven clubs have achieved the FA Charter Standard which is a kitemark awarded to clubs that are well run with quality coaching.

FA requirements demand five different pitch layouts for the following age groups - U7 Mini soccer, U10 Mini soccer, 9v9 (U11/U12), 11v11 Junior and Senior football.

### **7.1.4 Hockey**

There are four hockey clubs in the District consisting of 66 teams (26 adult, 20 youth, 20 mini). England Hockey is the national governing body and the Sussex Hockey Association is the administrative body for field hockey in Sussex.

### **7.1.5 Netball**

There are seven netball clubs in the District consisting of 64 teams (27 adult, 37 youth). England Netball Association is the national governing body and the Sussex Netball works to promote Netball within the County.

### **7.1.6 Rugby**

There are three rugby union clubs in the District, consisting of 58 teams (14 adult, 24 youth, 20 mini). The Rugby Football Union is the national governing body for grassroots and elite rugby in England. Sussex Rugby governs Rugby Union in East and West Sussex, and the city of Brighton & Hove.

The RFL (Rugby Football League) is the national governing body for Rugby League in the UK but there are no teams based in Mid Sussex.

### 7.1.7 Stoolball

There are 13 stoolball clubs in the District, consisting of 19 teams (14 adult, 5 youth). Stoolball England is the recognised national governing body of the sport in England and the Sussex County Stoolball Association is responsible for the Mid Sussex Mixed League.

### 7.1.8 Tennis

There are 13 tennis clubs in the District, consisting of 26 teams (all adult) who compete in the County inter club league. Many clubs have members who play socially or in local leagues only but full details of participation are not available. The Lawn Tennis association is the national governing body for British Tennis and Sussex Tennis operates the local inter club league.

## 7.2 Future demand

### 7.2.1 Housing growth

Policy DP5 – Housing of the Draft District Plan (2014-31) states that ‘the Council’s proposed housing provision figure will be set out in this policy in the pre-submission of the Plan once ongoing work on the housing land supply and an assessment of the unmet development needs of neighbouring authorities has been completed.’

As at 1 September 2014, the number and location of residential commitments amount to 4,876 which includes 480 new homes East of Kingsway (Local Plan Policy DP7). Commitments are dwellings that have not been completed yet but benefit from extant planning permission or are allocated in the Local Plan or Small Scale Housing Allocations DPD and are developable within the plan period.

A further 3,500 new homes are planned at the Northern Arc in Burgess Hill (Local Plan Policy DP8) and further allocations will come forward through the Neighbourhood Plans (the amount of homes that will be delivered through this source is yet to be established as the work to prepare the Plans is ongoing).

A breakdown of the housing commitments is shown below:

**Figure 7: Housing Commitments**

Location		No. of new homes
<b>North</b>		
Ardingly	37	
Ashurst Wood	11	
East Grinstead	532	
Turners Hill	47	
Worth	663	
		<b>1,290</b>
<b>Central</b>		
Ansty & Staplefield	248	
Cuckfield	49	

Haywards Heath	842	
Lindfield Rural	262	
Lindfield	10	
Slaugham	64	
		<b>1,475</b>
<b>South</b>		
Bolney	10	
Burgess Hill	1,708	
Hassocks	97	
Hurstpierpoint and Sayers Common	107	
		<b>1,922</b>
Total commitments		<b>4,687</b>
Small sites		<b>189</b>
Burgess Hill - Northern Arc (DP8)		<b>3,500</b>
<b>Total</b>		<b>8,376</b>

*Housing Land Supply (Mid Sussex District) as at 1st September 2014*

New housing growth will not be spread equally across the District; 65% will be in Burgess Hill and the South area, 18% in Haywards Heath and the Central area, 15% in East Grinstead and the North area, and the remaining 2% is on small sites.

## 7.2.2 Population growth

According to Office of National Statistic forecasts, the population of Mid Sussex is expected to grow by 12% from 142,891 to 159,974 between 2014 - 2031.

**Figure 8: Population projections for Mid Sussex by Age**

Age Range	Population (2014)	%	Population Forecast (2031)	%
0-4 (inactive)	8,524	6%	8,155	5%
5-9 (mini)	8,786	6%	9,050	6%
10-14 (junior)	8,514	6%	9,704	6%
15-59 (adult)	80,487	56%	81,369	51%
60+ (inactive)	36,579	26%	51,696	32%
<b>Totals</b>	<b>142,890</b>		<b>159,974</b>	
<i>Source: ONS 2014</i>				

### 7.2.3 Team generation rates

Team generation rates (TGRs) indicate how many people in a specified age group are required to generate one team. They are derived by dividing the appropriate population age band in an area by the number of teams in that area in that age band.

*i.e. 80,487 (active adult population) divided by 85 (current number of adult cricket teams) = 947, therefore based on a ratio of 1:947 there will be one additional team in 2031 when the active adult population reaches 81,369*

On this basis, the following TGRs have been calculated for Mid Sussex.

**Figure 8: Projected team generation rates for Mid Sussex by 2031**

TGRs	Bowls	Cricket	Football <sup>1</sup>	Hockey	Netball	Rugby	Stoolball	Tennis
<b>Adult teams</b>	1:1789 (-)	1:947 (+1)	1:526 (+1)	1:3096 (-)	1:2981 (-)	1:5749 (-)	1:5749 (-)	1:2064 (-)
<b>Junior teams</b>	n/a -	1:95 (+12)	1:142 (+8)	1:426 (+3)	1:230 (+5)	1:355 (+3)	1:1703 (+1)	1:655 (+2)
<b>Mini teams</b>	n/a -	1:628 (-)	1:146 (+2)	1:439 (+1)	n/a -	1:439 (+1)	n/a -	n/a -

### 7.3 Stage 2: Calculating home games per team per week

Based on pitch hiring information provided by the Council's outdoor services team, the number of home matches and training sessions played by sports teams is estimated as follows:

- 0.5 home games per team per week is assumed for all adult bowls, cricket, football, hockey, netball, rugby and stoolball (based on alternate home and away fixtures)
- for tennis it is assumed that 3 home games will be played per team per week, on the basis that one team will use more than one court and many 'team equivalents' only play at home.
- junior football, hockey, netball, rugby and stoolball players will play 1.5 home games per team per week on the basis that they will participate in one training session in addition to home and away games. Junior football training often takes place on adult pitches or at indoor halls.
- most junior cricket teams only play approx. 6 games per season (Apr-Sept) so the number of home games per team per week is 1.25.
- mini cricket teams can play two games to a pitch so a 0.5 ratio has been used
- mini soccer teams have their own pitches, they play mostly home games and tend to play for shorter periods so a 0.5 ratio has been used on the basis that two teams can play during one session.

<sup>1</sup> Figures adjusted as previously (see page 11).

- mini rugby teams also play shorter games and can play three matches on one adult pitch so a 0.15 ratio has been used in this instance
- mini hockey and netball teams use standard pitches but play shorter games so a 0.5 ratio has been used on the basis that two teams can play during one session.

**Figure 9: Estimated number of home games per team per week**

	Bowls	Cricket	Football	Hockey	Netball	Rugby	Stoolball	Tennis
Adult teams	0.5	0.5	0.5	0.5	0.5	0.5	0.5	3
Junior teams	n/a	1.25	1.5	1.5	1.5	1.5	1.5	3
Mini teams	n/a	0.5	0.5	0.5	0.5	0.15	n/a	n/a

#### 7.4 Stage 3: Assessing total home games per week

This stage is calculated by multiplying the number of teams for each sport by the average number of home games per team per week.

**Figure 10: Total number of home games per week**

	Bowls	Cricket	Football	Hockey	Netball	Rugby	Stoolball	Tennis
Adult	23	43	77	13	14	7	7	117
Junior	-	128	90	35	63	41	9	45
Mini	-	7	34	11	-	3	-	-
Total	23	178	201	58	77	51	16	162

#### 7.5 Stage 4: Establishing temporal demand for games

Temporal demand for games is the proportion of matches that are played each day and is expressed as a percentage of total weekly demand. This is required to show time of peak demand and the use of pitch throughout the week to assist in calculations of capacity. The information is broadly based on the number of pitch bookings at local authority sites for each sport. Unsurprisingly, weekends are the busiest times followed by some week day evenings for summer sports and sites with floodlit training facilities.

**Figure 11: Temporal demand**

	Sat am	Sat pm	Sun am	Sun pm	Mon	Tues	Wed	Thurs	Fri
Bowls (adult)	0%	20%	0%	50%	10%	0%	20%	0%	0%
Cricket (adult)	0%	60%	0%	40%	0%	0%	0%	0%	0%
Cricket (junior)	30%	0%	30%	0%	15%	15%	0%	10%	0%
Cricket (mini)	25%	0%	25%	0%	0%	0%	0%	50%	0%
Football (adult)	10%	60%	30%	0%	0%	0%	0%	0%	0%



Football (junior)	50%	0%	40%	10%	0%	0%	0%	0%	0%
Football (mini)	20%	0%	80%	0%	0%	0%	0%	0%	0%
Hockey (adult)	0%	30%	0%	30%	10%	10%	10%	10%	0%
Hockey (junior)	15%	0%	15%	0%	15%	15%	15%	15%	10%
Hockey (mini)	5%	15%	5%	15%	0%	0%	0%	0%	60%
Netball (adult)	20%	15%	20%	15%	10%	0%	10%	10%	0%
Netball (junior)	25%	25%	25%	25%	0%	0%	0%	0%	0%
Rugby (adult)	20%	80%	0%	0%	0%	0%	0%	0%	0%
Rugby (junior)	25%	0%	25%	10%	10%	10%	10%	10%	0%
Rugby (mini)	0%	25%	20%	15%	10%	10%	10%	10%	0%
Stoolball (adult)	0%	0%	0%	5%	10%	40%	5%	40%	0%
Stoolball (junior)	0%	0%	0%	0%	100%	0%	0%	0%	0%
Tennis (adult)	30%	15%	15%	15%	5%	5%	5%	5%	5%
Tennis (junior)	30%	15%	15%	15%	5%	5%	5%	5%	5%

\*Most adult football matches are played on Saturday mornings, junior teams compete in Sunday leagues and train on Saturday mornings.

## 7.6 Stage 5: Defining pitches used/required on each day

This stage determines the maximum number of pitches required to meet demand on peak days. It is calculated by multiplying the number of home games each week by the temporal demand to calculate how many pitches are required each day during the playing season for each sport.

**Figure 12: Pitches used / required each day**

	Sat am	Sat pm	Sun am	Sun pm	Mon	Tues	Wed	Thurs	Fri
Bowls (adult)	0	5	0	11	2	0	5	0	0
Cricket (adult)	0	26	0	17	0	0	0	0	0
Cricket (junior)	34	0	34	0	17	17	0	11	0
Cricket (mini)	2	0	2	0	0	0	0	4	0
Football (adult)	8	46	23	0	0	0	0	0	0
Football (junior)	45	0	36	9	0	0	0	0	0
Football (mini)	7	0	27	0	0	0	0	0	0
Hockey (adult)	0	4	0	4	1	1	1	1	0
Hockey (junior)	5	0	5	0	5	5	5	5	3
Hockey (mini)	1	2	1	2	0	0	0	0	6
Netball (adult)	3	2	3	2	1	0	1	1	0
Netball (junior)	14	14	14	14	0	0	0	0	0
Rugby (adult)	1	6	0	0	0	0	0	0	0
Rugby (junior)	9	0	9	4	4	4	4	4	0

Rugby (mini)	0	1	1	0	0	0	0	0	0
Stoolball (adult)	0	0	0	0	1	3	0	3	0
Stoolball (junior)	0	0	0	0	8	0	0	0	0
Tennis (adult)	35	18	18	18	6	6	6	6	6
Tennis (junior)	12	6	6	6	2	2	2	2	2

## 8. Supply - Establishing pitches available (Stage 6)

This data was gathered using the full audit of pitches conducted as part of the PPG17 Assessment which was reviewed and updated in 2011 to include community use of school sites. The review involved updating existing information and contacting all schools in the District to gather information about facilities available for community use at school sites. The number of pitches at a given site may fluctuate from season to season according to grounds management and local demand. This information has been cross referenced with Active Places Power, an online mapping and reporting tool for community sport development provided by Sport England.

The level of pitch provision for all sports (except bowls) has reduced since the 2006 PPG17 Audit. This is partly due to the fact that a number of private schools with excellent facilities that were included in the earlier audit have been excluded from this analysis as they do not make their facilities available for community use on a regular basis.

There are 91 outdoor sports sites across the District with a total of 343 playing pitches available for community use.

**Figure 13: Playing pitch providers**

Pitch provider	Number of sites	Number of pitches
Mid Sussex District Council	41	147
Education sites	13	70
Other	37	126
<b>Total provision available</b>	<b>91</b>	<b>343</b>

41 of these sites are owned (or leased) by the District Council; of these ten are managed under Rural Management Agreements<sup>1</sup> (RMA) that give the Town and Parish Councils responsibility for pitch bookings but the Council retains responsibility for grounds maintenance. One site is leased to Places for People (The Triangle, Burgess Hill) who have full responsibility for the management and maintenance of the site. All of the other sites are managed directly by the District Council's Outdoor Services Team.

Eleven of the school sites are owned by the West Sussex Local Education Authority (LEA), the other two are independent school (Great Walsted and Ardingly College). The remaining 37 sites are owned by Town/Parish Councils, sports clubs or other community based organisations. Pitches owned and maintained by sports clubs are generally made available to the public through membership or admission fees.

A summary of the pitches available for community use is shown below (see Appendix C for full details):

<sup>1</sup> Ashurst Wood Recreation Ground, John Pears Field, Batchelors Field, Sidney West Playing Fields, Haven Sports Field, King George V Playing Field, Turners Hill Recreation Ground, Ansty Recreation Ground, King Georges Field, Balcombe Recreation Ground

Figure 14: Summary of playing pitches available for community use

Parish	Bowls	Cricket	Adult football	Junior football	9v9	Mini-soccer	Hockey	Netball (multi-courts)	Rugby	Stoolball	Tennis
<b>SOUTH</b>											
Albourne	0	0	0	0	0	0	0	0	0	0	0
Bolney	0	1	1	0	0	1	0	0	0	1	0
Burgess Hill	1	2	5	4	2	4	2	4	3	0	7
Fulking	0	2	0	0	0	0	0	0	0	0	0
Hassocks	1	3	4	3	2	3	0	0	0	2	15
Hurstpierpoint & Sayers Common	1	2	2	2	1	2	0	0	0	1	3
Poynings	0	1	1	0	0	0	0	0	0	0	0
Twineham	0	2	0	0	0	0	0	0	0	0	0
	<b>3</b>	<b>13</b>	<b>13</b>	<b>9</b>	<b>5</b>	<b>10</b>	<b>2</b>	<b>4</b>	<b>3</b>	<b>4</b>	<b>25</b>
<b>CENTRAL</b>											
Ansty & Staplefield	0	1	0	1	0	1	1	4	0	0	5
Cuckfield	0	4	6	1	1	3	0	0	3	1	8
Haywards Heath	3	2	7	2	1	2	1	1	0	1	9
Lindfield	1	4	5	5	2	1	1	2	4	1	6
Lindfield Rural	0	1	1	0	0	0	0	0	0	0	0
Slaugham	1	0	3	2	0	0	0	0	0	0	0
	<b>5</b>	<b>12</b>	<b>22</b>	<b>11</b>	<b>4</b>	<b>7</b>	<b>3</b>	<b>7</b>	<b>7</b>	<b>3</b>	<b>28</b>
<b>NORTH</b>											
Ardingly	0	2	1	0	0	1	1	0	0	0	2
Ashurst Wood	0	0	1	0	0	2	0	0	0	0	2
Balcombe	1	2	1	0	0	0	0	0	0	1	2
East Grinstead	2	3	9	3	3	3	2	22	3	1	39
Horsted Keynes	0	1	1	0	0	0	0	0	0	1	3
Turners Hill	0	1	1	0	0	0	0	0	0	0	1
West Hoathly	1	2	1	1	0	0	0	0	0	0	2
Worth	0	2	4	4	1	1	0	0	0	2	4
	<b>4</b>	<b>13</b>	<b>19</b>	<b>8</b>	<b>4</b>	<b>7</b>	<b>3</b>	<b>22</b>	<b>3</b>	<b>5</b>	<b>55</b>
<b>Totals</b>	<b>12</b>	<b>38</b>	<b>54</b>	<b>28</b>	<b>13</b>	<b>24</b>	<b>8</b>	<b>33</b>	<b>13</b>	<b>12</b>	<b>108</b>

Some artificial turf pitches can be used for football and hockey so these have been included in both categories for the purpose of calculating the total number pitches available. Similarly, multi-courts that are marked out for tennis and netball have been counted under both headings.

### 8.1 Artificial turf pitches (ATP's)

Eight of the community sports pitches listed above are ATPs – four are at LEA sites, two at East Grinstead Sports Club, one at a private school and one at the Triangle Leisure Centre owned by

the Council. All of the ATPs are floodlit which further increases capacity as they can be used on winter evenings.

**Figure 15: Artificial turf pitches (available for community use)**

Site	Type	Location
Downlands Community School	3G (football only)	Hassocks
The Triangle	Sand based (5-a-side football & hockey)	Burgess Hill
St Paul's Catholic College	Sand based (football & hockey)	Burgess Hill
Oakmeeds Community College	3G (football & hockey)	Burgess Hill
Oathall Community College	3G (football & hockey)	Haywards Heath
East Grinstead Sports Club	3G (football & hockey)	East Grinstead
East Grinstead Sports Club	Water based (hockey only)	East Grinstead
Ardingly College	Sand based (hockey only)	Ardingly
Great Walsted School	3G (hockey only)	Lindfield

The Sport England Strategic Assessment of need for Artificial Grass Pitch Provision in Mid Sussex District Council report (Sept 2014) notes that there is one more ATP at independent boarding school Hurstpierpoint College, but this facility is not made regularly available to local clubs although it is available for occasional hire when not being used by the school. The Sport England report concludes that ‘the current facilities are extremely busy and most lack the capacity for increased levels of usage during peak periods.’ There is also a sand filled ATP at Worth Abbey private school that is available for community hire during holiday times.

The level of use which a grass pitch can absorb is dependent on a range of factors, such as weather conditions, ground conditions, age/weight and quality of players. A school with an active community use policy may only be able to allow one community game each weekend, while a comparable Council pitch may be able to accommodate two matches.

Mid Sussex is located within the Weald which is characterised by a high predominance of soils that drain poorly and tend to retain surface water. Natural drainage of pitches in Mid Sussex tends to be poor and the number of games that each pitch can accommodate is relatively low. The condition and capacity of winter pitches has long been a key issue in the District and the Council has sought to improve the drainage and capacity of its winter pitches through an extensive pitch drainage programme.

Artificial turf pitches stand up to heavier weekly use whatever the weather but they are expensive to install, have a limited life and require ongoing maintenance. Sport England estimate that an artificial grass pitch is likely to have the same annual maintenance cost as a turf pitch, but be able to take ten times as much use (Artificial Surfaces for Outdoor Sport, Updated guidance for 2012). Floodlighting has been greatly improved in recent years to improve directional glare and reduce light bounce.

## **8.2 School sites**

Playing pitches on school sites have only been counted where they are made regularly available for community use through seasonal hires to sports clubs. These pitches are made available at the discretion of the school rather than through any formal community use agreement with the Council.

A number of schools state that in principle their sporting facilities are available for community use but they are rarely available and several make their playing pitches available during school holidays or for special events only. Ardingly College has excellent sporting facilities but only the

ATP and cricket pitches are regularly used by local clubs and these facilities are only available for limited period.

A list of school sites that are not generally accessible to the public has been included as Appendix D.

School playing fields in local authority ownership or at grant maintained schools are protected regardless of community use and any disposal must be referred to the Secretary of State for Education for consent (under section 77 of the School Standards and Framework Act 1998). The Secretary of State has a general presumption against the need to change the current pattern of school playing field provision by disposal or change of use. In cases where a local authority approves development but Sport England objects, the matter can be referred to the National Planning Casework Unit, who act on behalf of the Secretary of State for Communities and Local Government

### **8.3 Quality**

The most recent detailed assessment of playing pitch quality was carried out in 2006 as part of the PPG17 Assessment. The consultants carried out an assessment of playing facilities and changing accommodation to reach an overall quality score. The audit considered a wide range of issues including parking, signage, management and maintenance (line markings, surface repairs, length of grass, overall condition) and general characteristics (environment, safety, disabled access etc.).

The average overall score (see Appendix C), taking playing facilities and changing pavilions into account, was 68% (67% for school sites). 19 sites across the District scored average or below in the PPG17 Assessment in relation to playing and changing facilities - 7 at club owned sites, 4 Parish sites, 3 LEA sites, 3 Council owned sites and one on the border owned by Tandridge District Council. The Council owned sites were at Fairfield Recreation Ground (Burgess Hill), Twineham Recreation Ground and Finches Field.

### **8.4 Club feedback**

32 sports clubs responded to the questionnaire but three had their home ground outside the District so these were discounted (see Appendix G for full details of club feedback). The return rate was relatively low so it is hard to draw any general conclusions from the questionnaire feedback but it is still useful to provide specific information about Council owned sites and the clubs aspirations and concerns.

The main problems identified by the sports club were

- lack of funds for ongoing maintenance and improvements (18)
- lack of appropriate local facilities (13), and
- lack of voluntary assistance (12)

The majority of clubs aim to

- increase their membership (21)
- expand the range of facilities provided (13), and
- refurbish their existing premises (13)

## 9. Assessing the findings (Stage 7)

### 9.1 Current position

This compares the peak number of pitches required (Stage 5) with the number of pitches available (Stage 6) to determine under and over supply.

**Figure 16: Current surplus/shortfall**

	Bowls	Cricket	Football			Hockey	Netball	Rugby	Stoolball	Tennis
	Adult only	All	Adult	Jnr	Mini	All	All	All	All	All
Total pitches	12	38	54	41	24	8	33	13	12	108
Peak demand	11	36	46	45	24	9	17	10	9	47
<b>Shortfall / Surplus</b>	<b>1</b>	<b>2</b>	<b>8</b>	<b>-4</b>	<b>0</b>	<b>-1</b>	<b>16</b>	<b>3</b>	<b>3</b>	<b>61</b>

This exercise shows that demand is being reasonably well met across all sports.

There is a shortfall in junior (9v9 and 11v11) football pitches, mini-soccer pitches are being used to full capacity and there is a deficiency in the number of ATP's suitable for hockey. Junior and mini hockey teams have to train in over-crowded conditions and as usage is spread fairly evenly across the week no extra capacity can be created through improved scheduling.

Although there appears to be an over-supply of adult football pitches, some of the junior teams use these for training when junior pitches are not available. Also, the extra pitches can help provide extra capacity when pitches cannot be used due to poor ground conditions as a result of the heavy Wealden clay.

There appears to be an over-supply of cricket / stoolball (generally played on cricket outfields) but Mid Sussex is a rural area which has a history of playing village cricket. It should be noted that none of these pitches are surplus to requirements as all are being regularly used by local clubs.

There is an over provision of tennis and netball courts many of which are marked out on school sites and within multi-sport courts. In relation to the over provision of tennis courts, the Council could offer free access during off peak hours which would cut down on booking administration and increase participation. It is also worth noting that netball is currently the only pitch sport in which national participation is increasing.

The Sport England Market Segmentation tool (produced by Experian) was designed to help understand the nation's attitudes to sport, their motivations and barriers. An analysis of the data for the Mid Sussex area shows that a further 6,447 working age adults and 437 retired adults would like to take part in outdoor pitch sports. If this latent demand was met this would further increase the need for additional playing pitches.

## 9.2 Future projections

If team generation rates are taken into account this will result in a shortfall in cricket, junior football and mini-soccer pitches and the deficit of ATP's suitable for hockey remains the same.

**Figure 17: Projected surplus/shortfall**

	Bowls	Cricket	Football			Hockey	Netball	Rugby	Stoolball	Tennis
	Adult only	All	Adult	Jnr	Mini	All	All	All	All	All
Total pitches	12	38	54	41	24	8	33	13	12	108
Peak demand	11	40	47	48	28	9	19	11	10	49
<b>Shortfall / Surplus</b>	<b>1</b>	<b>-2</b>	<b>7</b>	<b>-7</b>	<b>-4</b>	<b>-1</b>	<b>14</b>	<b>2</b>	<b>2</b>	<b>59</b>

It should be noted that this is a District wide formula but the increase in population as a result of housing growth will be predominantly in the South of the District, most notably Burgess Hill, so the majority of new sports infrastructure will need to be provided here.

In the case of rugby for example, there are presently only three pitches in the South of District so, although overall there is a surplus, additional pitches will be needed in the Burgess Hill area to meet local demand.

## 10. Site specific issues

This section provides a summary of projects identified through neighbourhood plans, District Plan allocations, PPG17 quality audits, the Draft Infrastructure Development Plan and sports club feedback.

### 10.1 Burgess Hill

Saved Local Plan Policy BH19 allocates land for playing fields and associated facilities at the following sites:

- land to the east of Kingsway - planning approval (Ref: 12/01532/OUT) was given for housing development at this site on the condition that a new ATP, suitable for community use, is provided at Birchwood Grove primary school.
- land to the north east of Sheddingdean - currently used as public open space.
- land to the south of Southway - Burgess Hill Rugby Club have suggested that this site, which is owned by a developer and not currently available, might be suitable for a junior rugby pitch.
- as an integral part of the development of a new secondary school at West End Farm – this was implemented by providing playing pitch space at St Pauls Catholic College.

St Pauls also has planning approval (Ref: 11/04119/C3REG) to provide 3.85 hectares of additional outdoor sports facilities; indicative facility mix includes seven mini-soccer pitches, one adult rugby, one adult football pitch, a running track and athletics training.

The draft Burgess Hill neighbourhood plan proposes informal public space, a BMX track and potential driving range adjacent to a new community / sports facility in Leylands Park. This proposal indicates that the existing adult football pitch could be developed for residential units and the one of the junior pitches on the recreation ground could potentially be upgraded as an ATP. Leylands Park is owned by the District Council and Burgess Hill Town Football Club currently has a five year lease.

The Burgess Hill Neighbourhood Plan states that 'new sporting facilities at the Centre for Community Sport are to come forward as part of the strategic development to the north of the town as set out in the District Plan' (Policy DP8). This is supported by the draft Hurstpierpoint and Sayers Common Neighbourhood Plan which states 'an area for Outdoor Community Sports shall be provided as part of the Burgess Hill 'Northern Arc' Development Plan, adjacent to the A2300 (Policy Amenities A3) to serve the needs of the growing town.

The planning application for the Northern Arc should include a 10 hectare site for formal sports provision to meet the demand generated by new housing, based on the requirements outlined in the Councils current Development and Infrastructure Supplementary Planning Document.

The District Council's draft infrastructure development plan indicates the Centre for Community sport will be 'a major sports facility with a stadium suitable for local teams such as Burgess Hill Town Football Club and Burgess Hill Rugby Club. There is potential for the co-location of a facility with the school in the area. New development would also be served by the existing Triangle Leisure Centre which will require some upgrades and extensions.'

The 20-Year Town Wide Strategy for Burgess Hill describes the Centre for Community Sport as a new sports centre on a single site that complements both St Paul's Catholic College and the Triangle Leisure Centre. It envisages that a 10 hectare site could potentially include a clubhouse and playing pitches, a running track, community facilities, an outdoor bowls green and a 3G pitch and car parking. More recent consultation with the town's cricket clubs has indicated that a county league standard field in addition to their current facilities should also be considered as part of the facility mix. The District and Town Council have jointly appointed a leisure consultancy company to advise on the scheme and assist with the masterplan.

The relocation of Burgess Hill sports clubs from their current sites (all owned by the District Council) to the Centre for Community Sport will require the re-provision of the existing facilities plus additional facilities to meet increased demand from the growing population. The Burgess Hill Rugby Club has indicated that they need an additional senior pitch and another junior pitch to meet current demand.

Saved Local Plan Policy BH17 refers to approximately one hectare of land owned by the Council at The Triangle that is allocated for leisure or leisure-related development to complement the existing facilities on the site.

The existing hockey ATP at the Triangle is fifteen years old and will need upgrading during the lifetime of this strategy.

The Council's Draft Infrastructure Development Plan identifies the need for a small pavilion with changing facilities (and space for Burgess Hill Youth Club) at Fairfield Road Recreation Ground; this site was considered to be low quality in terms of playing and changing facilities which are in a temporary container unit.

The facilities at Fairfield Recreation Ground scored below average in the PPG17 quality audit and the Draft Infrastructure Development Plan identifies the need for a small pavilion with



changing facilities (and space for Burgess Hill Youth Club) as there is only a temporary container unit at present. Adult football is played at this site and there is a floodlit MUGA suitable for training and 5-a-side.

St Andrews Cricket Club who currently train at Sidney West Playing Field have indicated that they want more space for a second pitch and training facilities.

## **10.2 Haywards Heath**

The draft neighbourhood plan for Haywards Heath includes a policy to retain, protect and enhance existing playing fields and sporting facilities. It states that the Town Council will work with partners to develop the St Francis Sports site and support Haywards Heath Town Football Club with potential relocation as options are limited for development of the club on its existing site.

St Francis Sports and Social Club is looking to develop their existing grounds and facilities and have put forward a proposal to provide two floodlit ATP's suitable for football and hockey at the site which could help meet local demand. Burgess Hill Hockey Club expressed their support for this development.

The draft Infrastructure Development Plan shows that the tennis court at Beech Hurst Gardens needs re-surfacing. The Haywards Heath Sports Forum has requested netball markings to meet local demand as the number of courts in the town is limited. Also the clubhouse (leased to the bowls club) could potentially be extended to provide toilets, showers and changing rooms for the tennis club subject to agreement with the Trust that is responsible for the site. The tennis club is interested in taking on management of the courts. Bowls club feedback indicated that the trees need to be cut back and some signage is needed to improve the bowling green.

The tennis court at Victoria Park also needs resurfacing and this has been included in the Council's Draft Infrastructure Development Plan.

The Council's Draft Infrastructure Development Plan identifies Barn Cottage Recreation Ground is identified as the potential site for a new community hall. This is supported by Policy L6 in the Draft Neighbourhood Plan for Haywards Heath which identified the need for new community facilities in Bentswood.

The District Council has recently provided a new sports pavilion, skate park, four football pitches (two mini, one junior and one adult) and a multi-use games area suitable for tennis, 5-a-side and netball at Bolnore Village.

The Town Council has recently established a Sports Forum to share information and encourage collaborative working to help deliver new facilities and increase sporting opportunities.

## **10.3 East Grinstead**

The draft neighbourhood plan (2013-31) supports the expansion of East Grinstead Sports Club, the retention of existing sports facilities at East Court and refers to the East Grinstead Sports Development and Facilities Plan.

This plan was produced by the Town Council, in partnership with the Sports Development Group which was set up in 2009/10. The groups' primary purpose is to share good practice and ideas to develop sports in the town. Since the plan was produced in February 2011 the football club, sports club, rugby club, hockey club, cricket club and two tennis clubs have been awarded grants from the District Council to support facility improvements in the town.

East Grinstead Sports Club are keen to expand and want to develop new junior football pitches on adjoining land but this would require a change of use, drainage and landscaping. The club's development plan also indicates that they plan to provide a second hockey pitch by 2018.

The Council's Draft Infrastructure Development Plan includes the provision of changing facilities and toilets at Imberhorne Lane Recreation Ground which scored poorly in the quality audit and could potentially be improved.

Blackwell Primary School in Ashplatts ward has two junior football pitches that have been available for community use in the past. The school has carried out building and landscaping works so these pitches are currently unavailable but may be hired out again in the future.

#### **10.4 South Area**

- **Bolney**

The Rawson Institute have planning permission and work is underway to develop a sports and community facility at Batchelors Field in Bolney which will improve the changing and social facilities at this site. Local Plan Policy BO3 allocates approximately 1.4 hectares of land for an extension to the east of Bolney Recreation Ground for recreational use.

- **Hassocks**

Saved Local Plan Policy KH5 allocates approximately four hectares of land to the south and west of Hassocks Football Club for recreational use. This land is owned by South Downs Nurseries which has offered up an area of 1350 sqm to enable Hassocks Football Club to create one new adult football pitch (which can also accommodate two mini soccer pitches).

The Council's Draft Infrastructure development plan highlighted the need for additional playing fields and improvements to the north field at Adastra Park. This has been achieved through drainage improvements that have increased capacity. There is also a demand for netball in the park to allow Hassocks netball club to train and run junior sessions.

The Draft Infrastructure Development Plan identifies the need to enlarge the car park (to take pressure off the Jack and Jill car park) at Clayton Recreation Ground and club feedback requested improvements to the pavilion kitchen.

Downlands School has green space available that could be used to create additional playing pitches available for community use. A public footpath runs across one field and permission would be required to divert the path to create additional space. The land would also require pitch drainage.

- **Hurstpierpoint and Sayers Common**

The Hurstpierpoint and Sayers Common draft neighbourhood plan proposes relocating the football club from Fairfield Recreation Ground (which is used by the cricket club) to Court Bushes where there is space to build a County league standard facility. This project is included in the Draft Infrastructure Development Plan and supported by football club feedback as they cannot be promoted due to the limitations of their current ground. Adult and junior football is currently played at this recreation ground but there are no public changing facilities (only a privately owned social club).

Saved Local Plan Policy HU2 allocated two hectares of land for additional formal outdoor recreation facilities to the north of the Fairfield Recreation Ground. This area is currently the subject to a planning application to build 57 new homes and extension to the recreation ground which will include improvements to access and drainage. Hurstpierpoint & Sayers Common Neighbourhood Plan and the Council's Draft Infrastructure Development Plan identify the pavilion (leased to Hurstpierpoint Cricket Club) as in need of redevelopment as a sports and community facility.

## **10.5 Central Area**

- **Ansty and Staplefield**

The existing facilities at Ansty Recreation Ground are in urgent need of repair. Planning permission has been awarded (Ref: 13/04354/FUL) for the demolition of the existing Village Hall and Ansty Sports and Social Clubhouse and the construction of a new community building and sports pavilion and an enlarged car park. These new facilities will support County league cricket and adult football at the site. The cricket club has recently obtained a lease for land to the north of the recreation ground which will enable them to have a second cricket pitch. This project is supported by the Parish Council and identified in the Infrastructure Development Plan. The project team are currently fundraising to take the work forward and the Council has awarded a capital grant to provide financial support.

The need to rebuild the cricket pavilion at Staplefield Common, owned by the Parish Council, is highlighted in the Draft Infrastructure Development Plan.

- **Cuckfield**

Saved Local Plan Policy CU3 allocated land immediately west of Whitemans Green Recreation Ground for recreational use; this is currently being used by Haywards Heath Rugby Football Club.

The Cuckfield Neighbourhood Plan highlights the need for facility improvements at Haywards Heath Rugby Club at Whitemans Green and Cuckfield Cricket Club.

Cuckfield Cricket Club recently built an extension to accommodate new changing rooms and aims to make further improvements to the pavilion

Haywards Heath Rugby Football Club intends to make improvements to or rebuild the sports pavilion and this project is identified within the Cuckfield Infrastructure Delivery Plan. The club would also like access to an ATP that is suitable for rugby. Unfortunately the latter is unlikely to be achieved at their home ground in Whitemans Green due to planning restraints because they are based within an Area of Outstanding Natural Beauty.

The Cuckfield Infrastructure Delivery Plan also notes that there may be an opportunity to provide additional football and sports facilities at Laines Farm (to the south west of the village).

The neighbourhood plan also identifies the need for facility improvements to the Worsley Memorial (Cuckfield) Recreation Ground sports pavilion. The tennis club is also interested in taking over the running of the tennis courts from the Council. A replacement pavilion and the need for investment in playing pitches and car park enlargement at the Worsley Memorial (Cuckfield) Recreation Ground are identified in the Councils Draft Infrastructure Development Plan.

Warden Park Academy Trust plans to develop a 3G sports facility that will be available for community use at evenings and weekends.

- **Lindfield and Lindfield Rural**

Lindfield Football Club is in discussion with Lindfield Cricket Club regarding an extension to the pavilion as the current changing rooms do not meet Football Association standards. The football club require a sub-lease for the facilities to enable them to fundraise for this project.

The cricket club would like a small square suitable for the 3<sup>rd</sup> and 4<sup>th</sup> XIs on the common but this raises legal issues with regard to the use of common land.

- **Slaugham**

Planning approval (Ref: AP/13/0039) has been awarded for a large housing development in Handcross on land adjacent to the recreation ground and to develop the Parish Hall site which will require the re-provision of the existing bowls club.

There is space at Handcross Recreation Ground for a junior football pitch but this is not required at present.

Finches Field in Pease Pottage was considered low quality in terms of playing and changing facilities in the PPG17 Audit and the former clubhouse has since been demolished. A temporary changing unit has been installed on site and is being used by Furngate Football Club.

Mid Sussex District Council is working with Slaugham Parish Council to design and build a new sports changing and community building at Finches Field in Pease Pottage. The Council's Draft Infrastructure Development Plan also notes the need for car park resurfacing and enlargement at this site. The Council is negotiating to purchase some land to secure the adult football pitch at this site and provide access the neighbouring public open space.

The land immediately to the west of Finches Field is allocated for an extension to the existing playing fields and associated facilities (Saved Local Plan Policy PP5). This field is being used for junior football but there is no formal agreement with the landowner.

## **10.6 North Area**

- **Ardingly**

Ardingly Recreation Ground, owned by the Parish Council, provides cricket, adult football, mini - soccer and tennis courts. There is space for a junior pitch which was previously marked out but it is not currently being used. The Draft Infrastructure Development Plan and the Parish Council's neighbourhood plan identify the need to upgrade the sports pavilion to improve disabled access, modernise and potentially extend it.

The tennis courts at Ardingly Recreation Ground have no club house so the tennis club is unable to enter league competitions. The tennis courts will require refurbishment within the next few years. The Parish Council would also like a recreational bowling green and additional car parking.

- **Ashurst Wood**

The Draft Infrastructure Development Plan notes the need for improvements to the sports pavilion at Ashurst Wood Recreation Ground which provides facilities for adult football and mini-soccer. Ashurst Wood Football Club would like a 9v9 pitch at John Pears Field and this is currently being piloted by the Parish Council to test demand and public support.

- **Turners Hill**

The Council's Draft Infrastructure Development Plan identifies the provision of pétanque at Turners Hill Recreation Ground as a local requirement. It also notes that there may be a need in the future to upgrade the changing rooms at the recreation ground to meet Football Association requirements however there is no football club using the facilities at present.

Turners Hill Cricket Club are now established at their ground in Turners Hill Road following their move from the Recreation Ground in East Street.

- **Twineham**

The changing facilities and cricket pitch at Twineham Recreation Ground did not score well in the PPG17 quality audit and need to be upgraded.

- **West Hoathly**

West Hoathly Parish Council owns and manages the North Lane Recreation Ground, they have identified a need to refurbish the sports pavilion which is outdated.

- **Worth**

The Council's Draft Infrastructure Development Plan identified a need to install ballstop fencing at the Haven Sports Field and this work has now been completed.

The Crawley Down Gatwick Football Club have highlighted demand to convert the floodlit pitch one to an ATP at the Haven Sports Field to provide the potential for additional fixtures and training.

The Worth infrastructure schedule also states that new tennis courts and bowling greens are needed in Copthorne and Crawley Down although no evidence of need has been demonstrated.

The Parish Council has indicated that they would like to acquire land adjacent to the existing sports facilities at King Georges Field, Copthorne with a view to providing additional playing pitches at this locally managed site to meet the increased demand resulting from housing and population growth. The Copthorne Sports and Community Association have also advised that the existing playing fields are also in need of improved pitch drainage.

## **11. Identifying policies and solutions (Stage 8)**

This section highlights a number of options for creating new, relocating, improving and retaining existing facilities to ensure the District can continue to provide access to high quality facilities for organised outdoor sports. Further projects will come forward during the course of the plan and priorities may change so the action plan will need to be reviewed annually to ensure it reflects the current situation.

Sites in need of significant development or refurbishment should be included in the Council's Draft Infrastructure Development Plan and prioritised for investment using developer contributions and other funding sources as appropriate. The Infrastructure Development Plan will be updated on a regular basis.

Projects to provide new facilities, relocate or improve existing pitches and ancillary buildings will be prioritised according to:

- a) the level and condition of existing provision
- b) demand for improvements detailed in strategic documents
- c) the number of new homes which will further increase demand
- d) evidence of support from local residents and site users
- e) scope of project and number of beneficiaries
- f) the availability of match funding (if necessary)
- g) the feasibility of project delivery

### 11.1 Policy 1: Additional pitches

New sports facilities will be required to meet increased demand as a result of housing growth and the increasing population. The priorities for additional provision are:

- Junior football – seven pitches
- Mini-soccer – four pitches
- Hockey - one ATP's
- Cricket – two pitches
- Rugby – two pitches (south)

A number of potential sites have been identified (in Section 10) which could provide sufficient recreation land to deliver the new facilities needed.

**Figure 18: Potential sites for additional pitches**

	POTENTIAL SITES		
	South	Central	North
Cricket	Centre for Community Sport	Ansty Recreation Ground	
Junior football	Centre for Community Sport Northern Arc schools St Pauls Catholic School Downlands School	Warden Park School (ATP) Laines Farm Handcross Recreation Ground St Francis Sports and Social Club	John Pears Field East Grinstead Sports Club King Georges Field Blackwell Primary School Ardingly Recreation Ground
Mini-soccer	Centre for Community Sport Northern Arc schools St Pauls Catholic School Hassocks FC		
Hockey		St Francis Sports and Social Club	East Grinstead Sports Club
Rugby	Centre for Community Sport St Pauls Catholic School	Warden Park School (ATP)	

The comparative sizes of new sports pitches and courts are detailed in Appendix I.

### **11.1.1 South**

The Centre for Community Sport site will most likely be situated in Hurstpierpoint and Sayers Common Parish, on the outskirts of Burgess Hill and on the boundary of Ansty and Staplefield Parish (where the majority of the new housing for the Northern Arc development will be located). This project could benefit all three communities and will accommodate several new playing pitches to meet increased demand from anticipated housing growth. A masterplan for sports provision at the site will be produced jointly by the Town and District Council following consultation with sports clubs and local stakeholders.

St Pauls Catholic School which is situated in Burgess Hill (Ansty and Staplefield Parish), within a few hundred metres of the proposed Centre for the Community Sport, also has planning approval for additional playing pitches and could provide facilities that are available for community use. Three further schools, two primary and one secondary, are planned within the Northern Arc and they will also provide new playing fields that could be made available for public use.

Hassock Football Club intends to create an additional adult and two mini soccer pitches. There is also an opportunity to provide up to two junior football pitches at Downlands School.

There is demand for netball in Adastral Park, Hassocks and Beech Hurst Gardens which could potentially be marked out on the existing tennis courts at both sites.

### **11.1.2 Central**

St Francis Sports and Social Club have proposed providing two new ATP's suitable for hockey and football at a 5.75 ha. site in Haywards Heath but there are issues regarding access that will need to be resolved.

Warden Park School in Cuckfield also aims to raise funds for a new 3G sports facility that would be available for community use. There may be an opportunity to provide additional football and sports facilities at Laines Farm (to the south west of the village).

Ansty and Staplefield Cricket Club have leased for land to the north of the recreation ground for a second cricket pitch.

### **11.1.3 North**

John Pears Field does not currently have any grass pitches marked out but there is demand from Ashurst Wood Football team for a junior pitch. The Parish Council, who manage the site under an RMA, have invited public feedback on this proposal.

East Grinstead Sports Club aims to secure land to enable them to provide additional junior football pitches. The East Grinstead Sports Clubs development plan also indicates that they would like to install a second hockey pitch by 2018.

Worth Parish Council would like to acquire land adjacent to the existing sports facilities at King Georges Field in Copthorne for new sports pitches.

There is also interest in providing new tennis courts and bowling greens in Copthorne and Crawley Down.

## **11.2 Policy 2: Relocate facilities**

The following sports clubs could potentially be relocated and the facilities re-provided and improved:

- Hurstpierpoint Football Club currently play at Fairfield Recreation Ground but they share the grounds and pavilion with the cricket club and are unable to progress at this site as a pitch rail and perimeter footpath would encroach on to the cricket outfield. It is proposed that the club could move to the Court Bushes Recreation Ground where a County League Standard facility could be constructed.
- The Burgess Hill draft neighbourhood plan indicates that the Burgess Hill Town Football Club site in Leylands Park (owned by the District Council) could be developed for housing. In this instance, the football club facilities would need to be re-provided at an alternative site.
- Burgess Hill Rugby Club (owned by the District Council) could potentially be relocated to the Centre for Community Sport to provide the additional facilities they require.
- The Haywards Heath draft neighbourhood plan indicates that the Haywards Heath Town Football Club site at the Hanbury Stadium (owned by the football club) could be developed for housing. In this instance, the football club facilities would need to be re-provided at an alternative site.
- Handcross Bowls Club (owned by the Parish Council) may be relocated as a result of planning approval to develop the site for housing.

## **11.3 Policy 3: Upgrade and increase capacity**

The enhancement of existing playing pitches and ancillary facilities will enable the Council to improve the current sporting infrastructure serving the towns and parishes in the District. These facilities will face increased demand as the population expands and investment will be necessary to ensure high standards are upheld and they can be used to full capacity.

It will be necessary to carry out regular quality assessments of pitches and ancillary facilities across the District to ensure resources are targeted according to need. Quality assessments should include a review of disabled access and information about the age ranges and facilities suitable for male and female players each site. Facilities that are identified as in need of improvement should be included in the Action Plan and added to the Council's Infrastructure Development Plan.

It should be noted that most of the town and parish councils in the District are in the process of producing neighbourhood plans and the action plan will need to be regularly updated to include new information regarding sports infrastructure.

The Council only owns less than half of the recreation grounds in the District and sites owned by community providers will also require continued investment to improve standards and increase capacity. Club feedback indicated that limited funding for ongoing maintenance and improvements were key issues.

It should be noted that facility upgrades will all be subject to planning permission and landlords consent as necessary and the availability of funds. Sports clubs and other partners should be encouraged to fundraise as they will have access to funding sources that are not open to the Council and may be able to secure grants from governing bodies, the lottery and other external sources.



Investment in facilities on school sites should be made on the basis that they are made available for community use. To strengthen this requirement, and ensure the long term protection of school playing fields in the District, Sport England advises that Community Use Agreements should be prepared.

The following sites have been identified (see Section 10) as in need of upgrades, development and improvements:

**Figure 19: Facility developments**

Ref	Site	Project	Parish
A	Ansty Recreation Ground	New community and sports pavilion with parking	Ansty & Staplefield
B	Fairfield Recreation Ground	Small pavilion with changing facilities	Burgess Hill
C	Beech Hurst Gardens	Bowling green signage	Haywards Heath
D	Finches Field	New community centre with sports changing and parking and extension to playing fields	Slaugham
E	Lindfield Common	Extend the sports pavilion to meet FA standards	Lindfield
F	Court Bushes	New County league standard football facility	Hurstpierpoint & Sayers Common
G	Ashurst Wood Recreation Ground	Sports pavilion improvements	Ashurst Wood
H	Imberhorne Lane Recreation Ground	New changing facilities	East Grinstead
I	Ardingly Recreation Ground	Upgrade and extend the sports pavilion to include tennis clubhouse. Resurface tennis courts.	Ardingly
J	Whitemans Green	Improve or rebuild Haywards Heath Rugby Club	Cuckfield
K	Cuckfield Cricket Club	Pavilion improvements	Cuckfield
L	Victoria Park	Resurface tennis courts	Haywards Heath
M	Beech Hurst Gardens	Resurface tennis courts	Haywards Heath
N	Fairfield Recreation Ground	Redevelop cricket pavilion	Hurstpierpoint & Sayers Common
O	Staplefield Common	Rebuild cricket pavilion	Ansty & Staplefield
P	Leylands Park	Upgrade one of the junior football pitches to an ATP	Burgess Hill
Q	Clayton Recreation Ground	Enlarge car park and improve pavilion kitchen	Clayton
R	Beech Hurst Gardens	Extend clubhouse to provide toilets, showers and changing rooms for tennis club.	Haywards Heath

S	Berrylands Farm	Medium sized pavilion	Hurstpierpoint & Sayers Common
T	Twineham Recreation Ground	Upgrade pitches and changing facilities	Twineham
U	North Lane Recreation Ground	Refurbish sports pavilion	West Hoathly
V	Worsley Memorial (Cuckfield) Recreation Ground	Pavilion improvements	Cuckfield
W	King George V Field, Copthorne	Pitch drainage and maintenance improvements	Worth
X	Haven Sports Field	Upgrade pitch one to ATP	Worth
Y	The Triangle	Upgrade ATP	Burgess Hill

A District Wide Pavilion Improvements programme was approved in 2014 to upgrade the lighting, kitchens, heating, windows and doors at sixteen Council owned pavilions to make them more energy efficient and reduce ongoing revenue costs. The roof at the pavilion at East Court will also be replaced and a secure outdoor play area will be established.

#### **11.4 Policy 4: Retain and maintain**

The Council should retain existing provision, irrespective of ownership and the current degree of community access and use, along with unused sites and land allocated as playing field in the District Plan.

It is essential that existing facilities are retained and maintained to a standard to ensure they remain viable and suitable for public use. To enable the Council to systematically monitor the quality of provision it should carry out an annual assessment of all playing pitches and sports pavilions in the district using Sport England templates (see Appendices E & F) and those found to be below average should be improved.

At Council owned sites general issues regarding playing pitch upkeep can be agreed with the grounds maintenance contractor and dealt with through the annual service improvement plan. The Council also has an Asset Management Plan which includes the routine maintenance of sports pavilions and is funded through existing Property and Asset Maintenance budgets.

10 Council owned sites are currently managed through RMA contracts. This arrangement is beneficial because it provides a local manager for recreation sites. Leasehold disposals and greater community ownership of recreation sites should be encouraged.

It should be noted that the ambitions of some sports clubs to expand and improve their facilities are incompatible with the provision of recreation grounds that are accessible to the general public. In these circumstances the Council would be unwilling to consider a lease and it may be more appropriate for clubs to seek private land.

## 12. Recommendations

The Council should PROTECT, ENHANCE and PROVIDE playing pitches and ancillary facilities to ensure there are accessible, high quality recreational facilities available throughout the District to meet the needs of existing and future residents.

Investment in existing facilities is needed to maintain provision, improve quality and increase capacity. The Council should also seek to provide additional playing pitches to meet increased demand as a result of new housing development and population growth.

To achieve this it is recommended that the Council:

- i. seeks to provide the additional playing pitches needed to meet increased demand.
- ii. works in partnership with Burgess Hill Town Council to develop a masterplan for new facilities at the Centre for Community Sport
- iii. supports Haywards Heath Town Council to deliver additional facilities at St Francis Sports Ground
- iv. upgrade and improve sites identified in the Action Plan
- v. support town and parish councils, clubs and other providers to make improvements and increase capacity at sports and recreation facilities which are available for public use
- vi. review local management arrangements of recreation sites and produce a framework for transferring sites to community ownership where appropriate
- vii. explore opportunities for greater use of school sites and set up community use agreements (funding condition of grants to schools)
- viii. update the Action Plan annually and regularly update the Council's Infrastructure Development Plan to reflect investment priorities
- ix. carry out District wide quality assessment of playing pitches and sports pavilions every three years
- x. work with Sport England and the National Governing Bodies to monitor and review the strategy every five years

### 13. Action Plan

*Timescales:*

*High priority 2015-19*

*Medium priority 2020-24*

*Low priority 2025+*

Objective	Actions	Lead	External Partners	Priority
1. Provide additional playing pitches to meet growing demand	Work in partnership with Burgess Hill Town Council to develop a masterplan for the Centre for Community Sport and wider Northern Arc sports provision (consider potential relocation and re-provision of Burgess Hill Town Football Club and Burgess Hill Rugby Club)	Community Services & Culture	Burgess Hill Town Council Northern Arc Consortium	Medium
	Support Haywards Heath Town Council to deliver additional facilities at St Francis Sports Ground	Community Services & Culture	Haywards Heath Town Council St Francis Sports & Social Club	High
2. Maintain the quality of existing playing pitches and ancillary facilities	Quality assessment based on Sport England criteria.	Waste & Outdoor Services	Pitch providers – schools, clubs, town and parish council	Ongoing
3. Ongoing management of playing pitches	Review and update the local management arrangements and strategy for sports clubs and community groups	Waste & Outdoor Services		High
4. Upgrade and increase capacity at existing sites	New community centre with sports changing, parking and extension to playing fields at Finches Field, Pease Pottage	Property & Asset Maintenance	Slaugham Parish Council	High

	(P3/D)			
	Redevelop sports and community pavilion at Ansty Recreation Ground (P3/A)	Waste & Outdoor Services	Ansty Village Centre Trust (Ansty Village Hall, Ansty Sports & Social Club, Ansty Cricket Club) Cuckfield Parish Council	High
	Upgrade the changing facilities at Fairfield Recreation Ground, Burgess Hill (P3/B)	Property & Asset Maintenance	Football Clubs (United Services, Amici Athletic Burgess Hill Athletic, Fairfield) Burgess Hill Town Council Burgess Hill Youth Club	High
	Extend the sports pavilion at Lindfield Common to accommodate football club (P3/E)	Lindfield Cricket Club	Lindfield Football Club Lindfield Parish Council	High
	Consider the development of new changing rooms and toilets at Imberhorne Lane Recreation Ground(P3/H)	Waste & Outdoor Services	East Grinstead Town Council	High
	Bowling green signage at Beech Hurst Gardens (P3/C)	Landscapes	Beech Hurst Gardens Bowls Club Haywards Heath & Beech Hurst Bowls Club Haywards Heath Town Council	High
	Upgrade and extend the sports pavilion at Ardingly Recreation Ground to include tennis clubhouse. Resurface tennis courts. (P3/I)	Ardingly Parish Council	Ardingly FC Ardingly CC	Medium
	Make improvements to	Haywards Heath	Cuckfield Parish Council	Medium

	Haywards Heath Rugby Club pavilion at Whitemans Green and Beech Farm Field. (P3J)	Rugby Club	Haywards Heath Rugby Club Cuckfield Cosmos	
	Make improvements to Cuckfield Cricket Club pavilion (P3/K)	Cuckfield Cricket Club	Cuckfield Parish Council	Medium
	Resurface tennis courts in Victoria Park and Beech Hurst Gardens, Haywards Heath (P3/L&M)	Property & Asset Maintenance	Haywards Heath Tennis Club Beech Hurst Gardens Tennis Club Haywards Heath Town Council	Medium
	Redevelop the Hurstpierpoint Cricket Club pavilion (P3/N)	Waste & Outdoor Services	Hurstpierpoint Cricket Club Hurstpierpoint Parish Council	Medium
	Relocate the Hurstpierpoint Football Club to Court Bushes and build a County League Standard facility (P3/F)	Waste & Outdoor Services	Hurstpierpoint Football Club Hurstpierpoint Parish Council	Medium
	Car park and pavilion improvements at Clayton Recreation Ground (P3/Q)	Waste & Outdoor Services	Clayton Stoolball Club Clayton Cricket Club Hassocks Parish Council	Medium
	Replace or refurbish the sports pavilion at Worsley Memorial (Cuckfield) Recreation Ground. (P3/V)	Property & Asset Maintenance	Cuckfield Parish Council Cuckfield Lawn Tennis Club Cuckfield Town FC	Medium
	Upgrade pitch one to ATP at Haven Sports Field, Crawley Down(P3/X)	Crawley Down Football Club	Worth Parish Council	Medium

	King George V Playing Field, Copthorne pitch drainage and maintenance (P3/W)	Copthorne Sports and Community Association	Worth Parish Council	Medium
	Work with Places for People to look at the feasibility of upgrading the ATP at the Triangle. (P3/Y)	Places for People	Burgess Hill Hockey Club	Medium
	Make improvement to Ashurst Wood sports pavilion (P3G)	Property & Asset Maintenance	Ashurst Wood Junior Football Club Ashurst Wood Parish Council	Low
	Rebuild cricket pavilion at Staplefield Common (P3/O)	Staplefield Cricket Club	Ansty & Staplefield Parish Council	Low
	Extend the bowls club house at Beech Hurst Gardens to provide toilets, showers and changing rooms for the tennis club (P3/R)	Beech Hurst Gardens Tennis Centre	Beech Hurst Gardens Tennis Club Haywards Heath & Beech Hurst Bowls Club Haywards Heath Town Council	Low
	Upgrade facilities at Twineham Recreation Ground (P3/T)	Twineham & Wineham Cricket Club	Twineham Parish Council	Low
	Refurbish pavilion at North Lane Recreation Ground (P3/U)	West Hoathly Parish Council	West Hoathly Football Club	Low
	Consider the feasibility of upgrading the junior football pitch in Leylands Park to an ATP to further increase capacity in the town (P3/P)	Burgess Hill Town Council	Football Clubs (Burgess Hill Town, Southdown Athletic, Southdown, Southdown Rovers)	Low
	Medium sized pavilion at	Waste and Outdoor	Albourne & Sayers	Low

	Berrylands Farm (P3/S)	Services	Common CC	
5. Ongoing management of resources	Monitor annually and review the strategy every five years	Community Services & Culture	Sport England and NGB representatives	High
	Update the Council's Infrastructure Development Plan to reflect priorities	Community Services & Culture		High



## Appendix A: List of clubs and teams (by sport)

	Teams				Home ground
	Adult	Youth	Mini	Total	
<b>Bowls</b>					
Burgess Hill Bowling Club	3	0	0	3	Westhill Drive, Burgess Hill RH15 9PP
East Grinstead Bowls Club	1	0	0	1	Mount Noddy, St Johns Road, East Grinstead RH19 3LQ
Haywards Heath & Beechhurst Bowls Club	18	0	0	18	Beech Hurst Gardens, Butlers Green Road, Haywards Heath
St Francis Bowls Club	2	0	0	2	St Francis Sports Ground, PRH, Lewes Road, Haywards Heath
Handcross Bowls Club	1	0	0	1	Parish Hall, High Street, Handcross
Balcombe Bowls Club	1	0	0	1	Recreation Ground, Stockcroft Road, Balcombe
West Hoathly Bowls Club	1	0	0	1	Hook Lane, West Hoathly RH19 4PT
Adastra Bowling Club	3	0	0	3	Adastra Park, Hassocks BN6 8QE
Hurstpierpoint Bowls Club	3	0	0	3	South Avenue, Hurstpierpoint BN6 9QB
Lindfield Bowling Club	12	0	0	12	The Common, Backwoods Lane, Lindfield RH16 2EB
<b>Totals</b>	<b>45</b>	<b>0</b>	<b>0</b>	<b>45</b>	
<b>Cricket</b>					
St Andrews Cricket Club	8	11	0	19	Sidney West Playing Fields, Leylands Road, Burgess Hill
Burgess Hill Cricket Club	5	10	0	15	St John's Park, Burgess Hill RH15 9AA
East Grinstead Cricket Club	9	8	3	20	East Grinstead Sports Club, Saint Hill Road RH19 4JU
Haywards Heath Cricket Club	4	4	4	12	Clair Park, Perrymount Road, Haywards Heath RH16 3DN
Balcombe Cricket Club	3	1	0	4	Haywards Heath Road, Balcombe RH17 6PA
Ardingly Cricket Club	3	3	0	6	Recreation Ground, High Street, Ardingly
Warninglid Cricket Club	1	0	0	1	Boundary's Edge, Cuckfield Lane, Warninglid RH17 5UB
Twineham & Wineham CC	1	0	0	1	Recreation Ground, Twineham Lane RH17 5NP
Bolney Cricket Club	2	0	0	2	The Vicarage Ground, School Lane, Bolney RH17 5QP
Copthorne Cricket Club	1	0	0	1	King Georges Field, Copthorne Bank RH10 3JF
Ansty Cricket Club	6	8	0	14	Ansty Recreation Ground, Deaks Lane, Ansty
Staplefield Cricket Club	2	0	0	2	Staplefield Common, Staplefield
Cuckfield Cricket Club	8	7	2	17	The Pavilion, South Street, Cuckfield RH16 5AB
Crawley Down Cricket Club	4	4	0	8	The Cricket Field, Sandy Lane, Crawley Down RH10 4HS
Turners Hill Cricket Club	1	0	0	1	Turners Hill Road RH10 4PD
Scaynes Hill Cricket Club	4	7	0	11	Awbrook Ground, Lewes Road, Scaynes Hill RH17 7PR
West Hoathly Cricket Club	1	0	0	1	Hook Lane, West Hoathly RH19 4PT
Horsted Keynes Cricket Club	1	0	0	1	The Cricket Field, The Green, Horsted Keynes RH17 7AW
Keymer and Hassocks Cricket Club	4	5	0	9	Adastra Park, Hassocks BN6 8QE
Clayton Cricket Club	1	0	0	1	Clayton Recreation Ground, Underhill Lane
Albourne & Sayers Common CC	1	0	0	1	Berrylands Farm, Sayers Common BN6 9XH
Hurstpierpoint Cricket Club	3	3	2	8	Fairfield Recreation Ground, Cuckfield Road, Hurstpierpoint
Poynings Cricket Club	1	1	0	2	Poynings BN45 7AF
Preston Nomads Cricket Club	5	9	3	17	Spem Cama Memorial Ground, Clappers Lane, Fulking
Lindfield Cricket Club	6	9	0	15	The Common, Backwoods Lane, Lindfield RH16 2EB
<b>Totals</b>	<b>85</b>	<b>90</b>	<b>14</b>	<b>189</b>	
<b>Football</b>					
AFC Haywards	2	0	0	2	Whitemans Green, Staplefield Road, Cuckfield RH17 5HX
AFC Shelbyville	1	0	0	1	Ansty Recreation Ground, Deaks Lane, Ansty
Amici Athletic	1	0	0	1	Fairfield Recreation Ground, Fairfield Road, Burgess Hill

Ansty Sports & Social	2	0	0	2	Ansty Recreation Ground, Deaks Lane, Ansty
Ardingly FC	3	0	0	3	Recreation Ground, High Street, Ardingly
Ashurst Wood FC	4	0	0	4	East Grinstead Sports Club, Saint Hill Road RH19 4JU
Ashurst Wood Junior	0	8	7	15	Ashurst Wood Recreation Ground, Hammerwood Road
Balcombe FC	3	0	0	3	Balcombe Recreation Ground, Stockcroft Road RH17 6HP
Bolney Rovers FC	1	0	0	1	Bolney Recreation Ground (Batchelors Field), The Street
Burgess Hill & Hurst Albion	4	0	0	4	Fairfield Recreation Ground, Cuckfield Road, Hurstpierpoint
Burgess Hill Athletic	1	0	0	1	Fairfield Recreation Ground, Fairfield Road, Burgess Hill
Burgess Hill Town	2	1	0	3	Leylands Park, Burgess Hill RH15 8DL
Burgess Hill Wanderers	1	0	0	1	Playing Fields, Poynings Road, Poynings
Copthorne FC	4	0	0	4	Turners Hill Recreation Ground, Mount Lane RH10 4RA
Copthorne Youth FC	0	5	2	7	King Georges Field, Copthorne Bank RH10 3JF
Crawley Down Gatwick	3	1	0	4	Haven Sports Field, Haven Centre, Crawley Down RH10 4LJ
Crawley Down Gatwick Youth	0	7	5	12	Haven Sports Field, Haven Centre, Crawley Down RH10 4LJ
Cuckfield Cosmos Athletic	0	1	3	4	Whitemans Green, Staplefield Road, Cuckfield RH17 5HX
Cuckfield Cosmos FC	0	6	3	9	Whitemans Green, Staplefield Road, Cuckfield RH17 5HX
Cuckfield Cosmos Girls	0	5	1	6	Whitemans Green, Staplefield Road, Cuckfield RH17 5HX
Cuckfield Cosmos United	0	5	4	9	Whitemans Green, Staplefield Road, Cuckfield RH17 5HX
Cuckfield Rangers	4	0	0	4	Whitemans Green, Staplefield Road, Cuckfield RH17 5HX
Cuckfield Town FC	4	0	0	4	Cuckfield Recreation Ground, High Street, Cuckfield
East Court FC	1	0	0	1	Imberhorne School, Imberhorne Lane, East Grinstead
East Grinstead Mavericks	1	0	0	1	Imberhorne School, Imberhorne Lane, East Grinstead
East Grinstead Meads	1	11	7	19	Imberhorne Lower School, Windmill Lane, East Grinstead
East Grinstead Town FC	4	6	0	10	The GAC Stadium, East Court, College Lane, East Grinstead
East Grinstead United	2	0	0	2	King Georges Field, Moat Road, East Grinstead RH19 3LN
Fairfield	1	0	0	1	Fairfield Recreation Ground, Fairfield Road, Burgess Hill
Handcross Village FC	3	0	0	3	Handcross Recreation Ground, Handcross
Hassocks FC	4	0	0	4	The Beacon Ground, Brighton Road, Hassocks BN6 9LY
Hassocks Fatboys	1	0	0	1	
Hassocks Hornets	1	0	0	1	Playing Fields, Poynings Road, Poynings
Hassocks Juniors	0	8	4	12	Adastra Park, Hassocks BN6 8QE
Hassocks Ladies	1	0	0	1	The Beacon Ground, Brighton Road, Hassocks BN6 9LY
Hassocks Youth U18	0	1	0	1	The Beacon Ground, Brighton Road, Hassocks BN6 9LY
Haywards Heath Town	2	0	0	2	Hanbury Football Stadium, Haywards Heath RH16 3PT
Haywards Heath Town Ladies	2	0	0	2	Hanbury Football Stadium, Haywards Heath RH16 3PT
Haywards Heath Town Youth	0	1	0	1	Hanbury Football Stadium, Haywards Heath RH16 3PT
Heath Rangers FC	1	0	0	1	Barn Cottage, Haywards Heath
Horsted Keynes	1	0	0	1	Horsted Keynes Recreation Ground, Horsted Keynes
Hurst Hornets FC	0	4	0	4	West End Farm Recreation Ground, The Brooks, Burgess Hill
Hurstpierpoint FC	2	0	0	2	Fairfield Recreation Ground, Cuckfield Road, Hurstpierpoint
Hurstpierpoint Colts	0	8	5	13	Berrylands Farm, Sayers Common BN6 9XH
Hurstpierpoint Youth	0	1	0	1	Court Buses, Willow Way, Hurstpierpoint BN6 9TH
Keymer and Hassocks	2	0	0	2	Adastra Park, Hassocks BN6 8QE
Lindfield FC	5	0	0	5	The Common, Backwoods Lane, Lindfield RH16 2EB
Lindfield Juniors	0	7	6	13	The Common, Backwoods Lane, Lindfield RH16 2EB
Marle Place FC	0	0	1	1	Janes Lane Recreation Ground, Burgess Hill
Marle Place Rangers Youth	0	1	2	3	Janes Lane Recreation Ground, Burgess Hill
Marle Place Wanderers	1	0	0	1	Janes Lane Recreation Ground, Burgess Hill
Marle Place Wanderers Youth	0	7	4	11	Janes Lane Recreation Ground, Burgess Hill

Mid Sussex Blues	0	9	5	14	Great Walsted School
Mid Sussex Football League	1	0	0	1	Leylands Park, Burgess Hill RH15 8DL
Old Ardinians FC	1	0	0	1	Ardingly College, Haywards Heath RH17 6SQ
Pilgrims FC	1	0	0	1	Janes Lane Recreation Ground, Burgess Hill
Pink Flamingos	2	1	0	3	Fairfield Recreation Ground, Cuckfield Road, Hurstpierpoint
Saint Hill Blues	1	4	0	5	East Grinstead Sports Club, Saint Hill Road RH19 4JU
Scaynes Hill FC	3	0	0	3	Scaynes Hill Recreation Ground, Lewes Road
Southdown Athletic	0	2	0	2	Leylands Park, Burgess Hill RH15 8DL
Southdown FC Girls	0	4	1	5	Leylands Park, Burgess Hill RH15 8DL
Southdown FC Minors	0	0	2	2	Leylands Park, Burgess Hill RH15 8DL
Southdown Rovers	0	4	2	6	Leylands Park, Burgess Hill RH15 8DL
Sporting Lindfield	1	0	0	1	Barn Cottage, Haywards Heath
St Francis Rangers FC	2	1	0	3	St Francis Sports Ground, PRH, Lewes Road RH16 4EX
St Francis Rangers Youth	0	1	4	5	St Francis Sports Ground, PRH, Lewes Road RH16 4EX
Turners Hill FC	1	0	0	1	Turners Hill Recreation Ground, Mount Lane RH10 4RA
United Services Club	1	0	0	1	Fairfield Recreation Ground, Fairfield Road, Burgess Hill
West Hoathly FC	2	0	0	2	North Lane Recreation Ground, North Lane, West Hoathly
Wisdom Sports FC	1	0	0	1	Victoria Park, Haywards Heath RH16 4HZ
<b>Totals</b>	<b>93</b>	<b>120</b>	<b>68</b>	<b>281</b>	
<b>Hockey</b>					
Burgess Hill Hockey Club	5	3	4	12	The Triangle, Triangle Way, Burgess Hill RH15 8WA
Mid Sussex Hockey Club	8	7	13	28	The Triangle, Triangle Way, Burgess Hill RH15 8WA
East Grinstead Hockey Club	9	9	3	21	East Grinstead Sports Club, Saint Hill Road RH19 4JU
St Francis Hockey Club	4	1		5	St Francis Sports Ground, PRH, Lewes Road RH16 4EX
<b>Totals</b>	<b>26</b>	<b>20</b>	<b>20</b>	<b>66</b>	
<b>Netball</b>					
Mid Sussex Netball Club	2	16	0	18	The Triangle, Triangle Way, Burgess Hill RH15 8WA
Onyx Netball Club	1	0	0	1	The Triangle, Triangle Way, Burgess Hill RH15 8WA
Crawley Down Phoenix Netball Club	7	16	0	23	East Grinstead Sports Club, Saint Hill Road RH19 4JU
Phoenix Netball Club	1	0	0	1	East Grinstead Sports Club, Saint Hill Road RH19 4JU
Southdown Netball Club	0	5	0	5	East Grinstead Sports Club, Saint Hill Road RH19 4JU
Mid Sussex Netball League	14	0	0	14	St Pauls Catholic College, Triangle Way, Burgess Hill
Hassocks Netball Club	2	0	0	2	Downlands Community School, Dale Avenue, Hassocks
<b>Totals</b>	<b>27</b>	<b>37</b>	<b>0</b>	<b>64</b>	
<b>Rugby</b>					
Burgess Hill RFC	3	9	0	12	Poveys Close, Burgess Hill RH15 9TA
East Grinstead RFC	5	6	3	14	The Pavilion, Saint Hill Road, East Grinstead RH19 4JU
Haywards Heath RFC	6	9	17	32	Whitemans Green, Staplefield Road, Cuckfield RH17 5HX
<b>Totals</b>	<b>14</b>	<b>24</b>	<b>20</b>	<b>58</b>	
<b>Stoolball</b>					
East Grinstead Stoolball Club	1	0	0	1	East Court Memorial Ground, East Grinstead
St Francis Stoolball Club	2	0	0	2	St Francis Sports Ground, PRH, Lewes Road RH16 4EX
Balcombe Stoolball Club	1	1	0	2	Haywards Heath Road, Balcombe RH17 6PA
Bolney Stoolball Club	1	0	0	1	Bolney Recreation Ground (Batchelors Field), The Street
Copthorne Stoolball Club	1	0	0	1	King Georges Field, Copthorne Bank RH10 3JF

Brook Street Stoolball Club	1	0	0	1	Whitemans Green, Staplefield Road, Cuckfield RH17 5HX
Ansty Ladies Stoolball Team	1	0	0	1	
Crawley Down Stoolball Club	1	1	0	2	The Cricket Field, Sandy Lane, Crawley Down RH10 4HS
Horsted Keynes Stoolball Club	1	1	0	2	The Cricket Field, The Green, Horsted Keynes RH17 7AW
Adastra Ladies Stoolball Club	1	1	0	2	Adastra Park, Hassocks BN6 8QE
Clayton Stoolball Club	1	0	0	1	Clayton Recreation Ground, Underhill Lane
Hurstpierpoint Stoolball Club	1	0	0	1	Fairfield Recreation Ground, Cuckfield Road, Hurstpierpoint
Lindfield Stoolball Club	1	1	0	2	Hickmans Lane Playing Field, Hickmans Lane, Lindfield
<b>Totals</b>	<b>14</b>	<b>5</b>	<b>0</b>	<b>19</b>	
<b>Tennis</b>					
Burgess Hill Tennis Club	0	0	0	0	St John's Park, Burgess Hill RH15 9AA
Estcots Tennis Club	0	0	0	0	Estcots Park, East Grinstead RH19 3LY
East Grinstead Tennis & Squash Club	5	0	0	5	Ship Street, East Grinstead RH19 4EE
Beech Hurst Gardens Tennis Centre	0	0	0	0	Beech Hurst Gardens, Butlers Green Road, Haywards Heath
Haywards Heath Tennis Club	0	0	0	0	Victoria Park, Haywards Heath RH16 4HZ
Balcombe Tennis Club	0	0	0	0	Haywards Heath Road, Balcombe RH17 6PA
Cuckfield Lawn Tennis Club	1	0	0	1	Worsley Memorial Recreation Ground, High Street, Cuckfield
Crawley Down Lawn Tennis Club	1	0	0	1	King Georges Field, Sandy Lane, Crawley Down
Horsted Keynes Tennis Club	3	0	0	3	Chapel Lane, Horsted Keynes
Adastra Tennis Club	0	0	0	0	Adastra Park, Hassocks BN6 8QE
Weald Tennis and Squash Club	7	0	0	7	South Bank, Hassocks BN6 8JP
Hurstpierpoint Tennis Club	4	0	0	4	South Avenue, Hurstpierpoint BN6 9QB
Lindfield Lawn Tennis Club	5	0	0	5	The Common, Backwoods Lane, Lindfield RH16 2EB
<b>Totals</b>	<b>26</b>	<b>0</b>	<b>0</b>	<b>26</b>	

## **Appendix B: District Plan sites allocated for formal sports and leisure use**

- BH17: Land at The Triangle is allocated for leisure or leisure-related development to complement the existing recreational facilities on the site. (This is supported by DP7 which refers to a mixed-use development of approximately 3,000 - 3,500 new homes and the provision of a Centre for Community Sport in the vicinity of the Triangle Leisure Centre.)
- BH19: Land for playing fields and associated facilities is allocated at the following locations:
  - land to the east of Kingsway (to be re-provided as an astro-turf pitch at Birchwood Grove School);
  - land to the north east of Sheddingdean (within the Northern Arc development);
  - land to the south of Southway (11,445 sqm); and
  - as an integral part of the development of a new secondary school at West End farm (St Pauls Catholic College)
- CU3: Land immediately west of Whitemans Green Recreation Ground, Cuckfield is allocated for recreational use, as an extension to the existing playing fields (Beech Farm Field, currently being used by Haywards Heath Rugby Football Club).
- HU2: Two hectares of land is allocated for additional formal outdoor recreation facilities to the north of Fairfield Recreation Ground.
- KH5: Approximately 4 hectares of land to the south and west of Hassocks Football Club off the Brighton Road (A273) is allocated for recreational use and formal sport. Footpaths will be provided from South Bank and Misty's Bridge to allow safe pedestrian access.
- PP5: The land immediately to the west of Finches Field is allocated for an extension to the existing playing fields and associated facilities (currently being used to provide football pitches).

APPENDIX C: playing pitches, community use														
Recreation facility (District Wards)	Bowls	Cricket	Adult football	Junior football	9v9	Mini- soccer	Hockey	Netball (multi- courts)	Rugby	Stoolball	Tennis	Site owner	Overall Quality Score	Policy options*
<b>Ardingly &amp; Balcombe</b>														
Ardingly Recreation Ground	0	1	1	0	0	1	0	0	0	0	2	Parish	68%	Need to upgrade the sports pavilion (P3).
Ardingly College	0	1	0	0	0	0	1	0	0	0	0	Independent school	n/a	Retain and maintain (P4)
Balcombe Bowls Club	1	0	0	0	0	0	0	0	0	0	0	Club	100%	Retain and maintain (P4)
Balcombe Cricket Club	0	2	0	0	0	0	0	0	0	1	0	Club	71%	Retain and maintain (P4)
Balcombe Recreation Ground	0	0	1	0	0	0	0	0	0	0	0	MSDC (RMA)	74%	Retain and maintain (P4)
Balcombe Tennis Club	0	0	0	0	0	0	0	0	0	0	2	Club	73%	Retain and maintain (P4)
Finches Field	0	0	1	2	0	0	0	0	0	0	0	MSDC	66%	New sports and community building planned plus additional car parking spaces and resurfacing needed. Land to the west allocated for recreation and the Council is negotiating to secure use (P3).
Handcross Bowls Club	1	0	0	0	0	0	0	0	0	0	0	Parish	78%	Re-provision of the existing bowls club as a result of housing development (P2).
Handcross Recreation Ground	0	0	2	0	0	0	0	0	0	0	0	Parish	71%	Retain and maintain (P4)
<b>sub total</b>	<b>2</b>	<b>4</b>	<b>5</b>	<b>2</b>	<b>0</b>	<b>1</b>	<b>1</b>	<b>0</b>	<b>0</b>	<b>1</b>	<b>4</b>			
<b>Ashurst Wood</b>														
Ashurst Wood Recreation Ground	0	0	1	0	0	2	0	0	0	0	0	MSDC (RMA)	76%	Pavilion improvements needed (P3).
John Pears Field	0	0	0	0	0	0	0	0	0	0	2	MSDC (RMA)	67%	The football club want a 9v9 pitch (P1).
<b>sub total</b>	<b>0</b>	<b>0</b>	<b>1</b>	<b>0</b>	<b>0</b>	<b>2</b>	<b>0</b>	<b>0</b>	<b>0</b>	<b>0</b>	<b>2</b>			
<b>Bolney</b>														
Batchelors Field	0	0	1	0	0	0	0	0	0	1	0	MSDC (RMA)	73%	New sports and community facility under construction (P3)
Glebe Field Cricket	0	1	0	0	0	1	0	0	0	0	0	Parish	68%	Retain and maintain (P4)

Pitch															
Twineham Recreation Ground	0	1	0	0	0	0	0	0	0	0	0	MSDC	57%	Low quality playing and changing facilities (P3).	
Warninglid Recreation Ground	0	1	0	0	0	0	0	0	0	0	0	MSDC	78%	Retain and maintain (P4)	
<b>sub total</b>	<b>0</b>	<b>3</b>	<b>1</b>	<b>0</b>	<b>0</b>	<b>1</b>	<b>0</b>	<b>0</b>	<b>0</b>	<b>1</b>	<b>0</b>				
<b>Burgess Hill Dunstall</b>															
The Triangle	0	0	0	0	0	0	1	4	0	0	4	MSDC (Places for People)	93%	Retain and maintain (P4). Upgrade ATP (P3)	
West End Farm	0	0	0	0	1	1	0	0	0	0	0	MSDC	66%	Retain and maintain (P4)	
<b>sub total</b>	<b>0</b>	<b>0</b>	<b>0</b>	<b>0</b>	<b>1</b>	<b>1</b>	<b>1</b>	<b>4</b>	<b>0</b>	<b>0</b>	<b>4</b>				
<b>Burgess Hill Franklands</b>															
<b>Burgess Hill Leylands</b>															
Burgess Hill FC	0	0	1	0	0	0	0	0	0	0	0	Club	82%	Proposal to develop the adult football pitch site for housing (P2).	
Leylands Park	0	0	0	2	0	0	0	0	0	0	0	MSDC	72%	Junior pitch to be retained and potentially upgraded as an ATP (P2).	
Marle Place FE Centre	0	0	0	0	0	1	0	0	0	0	0	MSDC	57%	Retain and maintain (P4)	
Sidney West Playing Fields	0	1	0	0	1	2	0	0	0	0	0	MSDC (RMA)	72%	Retain and maintain (P4)	
<b>sub total</b>	<b>0</b>	<b>1</b>	<b>1</b>	<b>2</b>	<b>1</b>	<b>3</b>	<b>0</b>	<b>0</b>	<b>0</b>	<b>0</b>	<b>0</b>				
<b>Burgess Hill Meeds</b>															
St Johns Park	0	1	0	0	0	0	0	0	0	0	3	MSDC	79%	Retain and maintain (P4)	
Oakmeeds Community College	0	0	2	1	0	0	1	0	1	0	0	LEA	72%	Retain and maintain (P4)	
<b>sub total</b>	<b>0</b>	<b>1</b>	<b>2</b>	<b>1</b>	<b>0</b>	<b>0</b>	<b>1</b>	<b>0</b>	<b>1</b>	<b>0</b>	<b>3</b>				
<b>Burgess Hill St Andrews</b>															
Worlds End Recreation Ground	0	0	1	1	0	0	0	0	0	0	0	MSDC	74%	Retain and maintain (P4)	
<b>sub total</b>	<b>0</b>	<b>0</b>	<b>1</b>	<b>1</b>	<b>0</b>	<b>0</b>	<b>0</b>	<b>0</b>	<b>0</b>	<b>0</b>	<b>0</b>				
<b>Burgess Hill Victoria</b>															
Burgess Hill Bowling Club	1	0	0	0	0	0	0	0	0	0	0	Club	96%	Retain and maintain (P4)	
Fairfield Road	0	0	1	0	0	0	0	0	0	0	0	MSDC	49%	Small pavilion with changing	

Recreation Ground														facilities needed (P3)
Southway Recreation Ground	0	0	0	0	0	0	0	0	2	0	0	MSDC	81%	Potential to relocate to CfCS (P2)
<b>sub total</b>	<b>1</b>	<b>0</b>	<b>1</b>	<b>0</b>	<b>0</b>	<b>0</b>	<b>0</b>	<b>0</b>	<b>2</b>	<b>0</b>	<b>0</b>			
<b>Copthorne &amp; Worth</b>														
King George V Playing Field	0	1	2	1	0	0	0	0	0	1	0	Parish	n/a	Potential demand for new tennis courts and/or bowling green. Opportunity to acquire adjacent land for additional sports pitches (P1).
Fairway Infant School	0	0	0	2	0	0	0	0	0	0	0	LEA	60%	Retain and maintain (P4)
<b>sub total</b>	<b>0</b>	<b>1</b>	<b>2</b>	<b>3</b>	<b>0</b>	<b>0</b>	<b>0</b>	<b>0</b>	<b>0</b>	<b>1</b>	<b>0</b>			
<b>Crawley Down &amp; Turners Hill</b>														
Crawley Down CC	0	1	0	0	0	0	0	0	0	1	0	Club	64%	Retain and maintain (P4)
Haven Sports Field	0	0	2	1	0	1	0	0	0	0	0	MSDC (RMA)	77%	The football club would like a 3G pitch to increase capacity (P3). Potential demand for new tennis courts and/or bowling green (P1).
King George V Playing Field	0	0	0	0	1	0	0	0	0	0	4	MSDC (RMA)	54%	Retain and maintain (P4)
Turners Hill Cricket Club	0	1	0	0	0	0	0	0	0	0	0	Club	46%	Retain and maintain (P4)
Turners Hill Recreation Ground	0	0	1	0	0	0	0	0	0	0	1	MSDC (RMA)	76%	May be necessary to upgrade the changing rooms to meet FA requirements in future (P3).
<b>sub total</b>	<b>0</b>	<b>2</b>	<b>3</b>	<b>1</b>	<b>1</b>	<b>1</b>	<b>0</b>	<b>0</b>	<b>0</b>	<b>1</b>	<b>5</b>			
<b>Cuckfield</b>														
Ansty Recreation Ground	0	1	1	0	0	0	0	0	0	0	0	MSDC (RMA)	72%	Local fundraising underway to replace the existing changing facilities with a combined village hall, sports and social club (P3).
Cuckfield CC	0	2	0	0	0	0	0	0	0	0	0	Club	67%	Improvements needed to the cricket pavilion (P3).
Warden Park School	-	-	-	-	-	-	-	-	-	-	5	LEA	56%	School aims to develop a 3G sports facility, available for community use (P1).
Whitemans Green Recreation Ground	0	1	3	1	1	1	0	0	3	1	0	MSDC	79%	Improvements needed at the rugby clubhouse (P3).
Beech Farm Field	0	0	1	0	0	2	0	0	0	0	0	Club	n/a	Retain and maintain (P4)
Worsley Memorial Recreation Ground (Cuckfield Recreation	0	0	1	0	0	0	0	0	0	0	3	MSDC	74%	Improvements or replacement sports pavilion and car park enlargement needed (P3).



Ground)															
Staplefield Common	0	1	0	0	0	0	0	0	0	0	0	Parish	64%	Need to rebuild the cricket pavilion (P3).	
St Paul's Catholic College	0	0	0	1	0	1	1	4	0	0	5	LEA	100%	Planning approval for additional outdoor facilities - football, rugby and athletics (P1)	
<b>sub total</b>	<b>0</b>	<b>5</b>	<b>6</b>	<b>2</b>	<b>1</b>	<b>4</b>	<b>1</b>	<b>4</b>	<b>3</b>	<b>1</b>	<b>13</b>				
<b>East Grinstead Ashplats</b>															
East Court Recreation Ground	0	0	2	0	1	2	0	0	0	1	2	MSDC	68%	Retain and maintain (P4)	
The GAC Stadium	0	0	1	0	0	0	0	0	0	0	0	Club	71%	Retain and maintain (P4)	
Sackville Community College	-	0	-	-	-	-	0	4	-	-	6	LEA	51%	Retain and maintain (P4)	
<b>sub total</b>	<b>0</b>	<b>0</b>	<b>3</b>	<b>0</b>	<b>1</b>	<b>2</b>	<b>0</b>	<b>4</b>	<b>0</b>	<b>1</b>	<b>8</b>				
<b>East Grinstead Baldwins</b>															
Imberhorne Lower School	0	0	0	1	0	0	0	0	0	0	0	LEA	56%	Retain and maintain (P4)	
<b>sub total</b>	<b>0</b>	<b>0</b>	<b>0</b>	<b>1</b>	<b>0</b>	<b>0</b>	<b>0</b>	<b>0</b>	<b>0</b>	<b>0</b>	<b>0</b>				
<b>East Grinstead Herontye</b>															
East Grinstead Rugby Club	0	0	0	0	0	0	0	0	3	0	1	Club	76%	Retain and maintain (P4)	
East Grinstead Sports Club	0	1	1	0	0	0	2	9	0	0	8	Club	81%	New junior football pitches on adjoining land and second hockey pitch needed (P1).	
Fonthill Lodge School	0	1	0	0	0	0	0	0	0	0	0	Scientists	n/a	Retain and maintain (P4)	
The Meads Primary School	0	0	0	0	0	1	0	0	0	0	0	LEA	65%	Retain and maintain (P4)	
<b>sub total</b>	<b>0</b>	<b>2</b>	<b>1</b>	<b>0</b>	<b>0</b>	<b>1</b>	<b>2</b>	<b>9</b>	<b>3</b>	<b>0</b>	<b>9</b>				
<b>East Grinstead Imberhorne</b>															
Felbridge Recreation Ground (Oak Farm Playing Fields)	1	0	1	0	0	0	0	0	0	0	3	Tandridge DC	47%	Retain and maintain (P4)	
Imberhorne Recreation Ground	0	0	0	1	1	0	0	0	0	0	0	MSDC	65%	Changing facilities and toilets and needed (P3).	
Felbridge CC	0	1	0	0	0	0	0	0	0	0	0	Club	68%	Retain and maintain (P4)	
Imberhorne School Upper	-	-	3	-	-	-	-	4	-	-	4	LEA	59%	Retain and maintain (P4)	
Chakra Spa (Felbridge Hotel)	0	0	0	0	0	0	0	0	0	0	2	Club	n/a	Retain and maintain (P4)	

<b>sub total</b>	<b>1</b>	<b>1</b>	<b>4</b>	<b>1</b>	<b>1</b>	<b>0</b>	<b>0</b>	<b>4</b>	<b>0</b>	<b>0</b>	<b>9</b>			
<b>East Grinstead Town</b>														
East Grinstead Tennis & Squash Club	0	0	0	0	0	0	0	0	0	0	8	Club	54%	Retain and maintain (P4)
King Georges Field	0	0	1	0	1	0	0	0	0	0	0	MSDC (RMA)	73%	Retain and maintain (P4)
Mount Noddy Recreation Ground	1	0	0	1	0	0	0	5	0	0	5	MSDC / PFP	74%	Retain and maintain (P4)
<b>sub total</b>	<b>1</b>	<b>0</b>	<b>1</b>	<b>1</b>	<b>1</b>	<b>0</b>	<b>0</b>	<b>5</b>	<b>0</b>	<b>0</b>	<b>13</b>			
<b>Hassocks</b>														
Adastra Park	1	1	1	0	2	3	0	0	0	1	3	Parish	68%	Demand for netball in the park (P1).
The Beacon Ground	0	0	1	0	0	0	0	0	0	0	0	club	76%	Approx. 4 ha. to the south and west allocated for recreational use. Land available to create one new adult and two mini football pitches. (P1)
Clayton Green Recreation Ground	0	1	1	1	0	0	0	0	0	1	0	MSDC	76%	Improvements needed to the car park and pavilion kitchen (P3).
London Road Recreation Ground	0	1	1	1	0	0	0	0	0	0	0	MSDC	74%	Retain and maintain (P4)
Weald Tennis & Squash Club	0	0	0	0	0	0	0	0	0	0	12	club	75%	Retain and maintain (P4)
Downlands Community School	0	0	0	1	0	0	0	0	0	0	0	LEA	n/a	Space available for additional playing pitches (P1)
<b>sub total</b>	<b>1</b>	<b>3</b>	<b>4</b>	<b>3</b>	<b>2</b>	<b>3</b>	<b>0</b>	<b>0</b>	<b>0</b>	<b>2</b>	<b>15</b>			
<b>Haywards Heath Ashenground</b>														
Victoria Park	0	0	1	0	1	0	0	0	0	0	3	MSDC	72%	Tennis courts needs resurfacing (P3).
<b>sub total</b>	<b>0</b>	<b>0</b>	<b>1</b>	<b>0</b>	<b>1</b>	<b>0</b>	<b>0</b>	<b>0</b>	<b>0</b>	<b>0</b>	<b>3</b>			
<b>Haywards Heath Bentswood</b>														
Barn Cottage Recreation Ground	0	0	1	0	0	0	0	0	0	0	0	MSDC	65%	Potential site for a new community hall to include changing facilities (P3).
Hanbury Stadium	0	0	1	0	0	0	0	0	0	0	0	Club	78%	Potential for relocation and retention / replacement of facilities (P2).
Oathall Community College	0	0	1	0	0	0	1	0	0	0	0	LEA	56%	Retain and maintain (P4)
<b>sub total</b>	<b>0</b>	<b>0</b>	<b>3</b>	<b>0</b>	<b>0</b>	<b>0</b>	<b>1</b>	<b>0</b>	<b>0</b>	<b>0</b>	<b>0</b>			

<b>Haywards Heath Franklands</b>														
Franklands Village Hardy Memorial	0	0	1	0	0	0	0	0	0	0	0	Housing Association	53%	Retain and maintain (P4)
St Francis Sports Ground	1	1	1	1	0	0	0	0	0	1	2	Club	58%	Proposal to provide two floodlit ATP's suitable for football and hockey (P1).
<b>sub total</b>	<b>1</b>	<b>1</b>	<b>2</b>	<b>1</b>	<b>0</b>	<b>0</b>	<b>0</b>	<b>0</b>	<b>0</b>	<b>1</b>	<b>2</b>			
<b>Haywards Heath Heath</b>														
Heath Recreation Ground	0	1	0	0	0	0	0	0	0	0	0	MSDC	68%	Retain and maintain (P4)
<b>sub total</b>	<b>0</b>	<b>1</b>	<b>0</b>	<b>0</b>	<b>0</b>	<b>0</b>	<b>0</b>	<b>0</b>	<b>0</b>	<b>0</b>	<b>0</b>			
<b>Haywards Heath Lucastes</b>														
Beech Hurst Gardens	2	0	0	0	0	0	0	0	0	0	3	MSDC	56%	Tennis courts need re-surfacing. Changing rooms with toilets and showers needed to improve the tennis facilities. Bowling green signage required. (P3)
Bolnore Recreation Ground	0	0	1	1	0	2	0	1	0	0	1	MSDC	n/a	Retain and maintain (P4)
<b>sub total</b>	<b>2</b>	<b>0</b>	<b>1</b>	<b>1</b>	<b>0</b>	<b>2</b>	<b>0</b>	<b>1</b>	<b>0</b>	<b>0</b>	<b>4</b>			
<b>High Weald</b>														
Awbrook Ground	0	1	0	0	0	0	0	0	0	0	0	Club	62%	Retain and maintain (P4)
Brook House Cricket Ground	0	1	0	0	0	0	0	0	0	0	0	Club	43%	Retain and maintain (P4)
Hook Lane Recreation Ground	0	1	0	1	0	0	0	0	0	0	2	MSDC	74%	Retain and maintain (P4)
Horsted Keynes Cricket Club	0	1	0	0	0	0	0	0	0	1	0	Club	55%	Retain and maintain (P4)
Horsted Wood Recreation Ground	0	0	1	0	0	0	0	0	0	0	3	Parish	71%	Retain and maintain (P4)
North Lane Recreation Ground	1	0	1	0	0	0	0	0	0	0	0	Parish	59%	Need to refurbish the sports pavilion (P3).
Scaynes Hill Recreation Ground	0	0	1	0	0	0	0	0	0	0	0	MSDC	81%	Potential for new tennis courts (P1)
<b>sub total</b>	<b>1</b>	<b>4</b>	<b>3</b>	<b>1</b>	<b>0</b>	<b>0</b>	<b>0</b>	<b>0</b>	<b>0</b>	<b>1</b>	<b>5</b>			
<b>Hurstpierpoint &amp; Downs</b>														
Berrylands Farm	0	1	0	2	0	1	0	0	0	0	0	MSDC	83%	Medium sized pavilion needed (P4).

Court Buses Sports Ground	0	0	1	0	1	0	0	0	0	0	0	MSDC	n/a	Consider developing a County League standard football facility (P3).
Fairfield Recreation Ground	0	1	1	0	0	1	0	0	0	1	0	MSDC	76%	Extension to the north to be provided. The pavilion (leased to the cricket club) needs re-development (P3). Consider re-locating the football club to Court Buses (P2).
Hurstpierpoint Bowls Club	1	0	0	0	0	0	0	0	0	0	3	Club	74%	Retain and maintain (P4)
Poynings Cricket Club	0	1	0	0	0	0	0	0	0	0	0	Club	53%	Retain and maintain (P4)
Poynings Recreation Ground	0	0	1	0	0	0	0	0	0	0	0	MSDC (leased)	73%	Retain and maintain (P4)
Spen Cama Memorial Ground	0	2	0	0	0	0	0	0	0	0	0	Club	79%	Retain and maintain (P4)
<b>sub total</b>	<b>1</b>	<b>5</b>	<b>3</b>	<b>2</b>	<b>1</b>	<b>2</b>	<b>0</b>	<b>0</b>	<b>0</b>	<b>1</b>	<b>3</b>			
<b>Lindfield</b>														
Hickmans Lane Playing Field	0	1	1	1	1	0	0	0	0	1	0	MSDC	80%	Retain and maintain (P4)
Lindfield Common	1	1	2	0	0	1	0	0	0	0	4	MSDC	82%	Extension to the pavilion is needed as the current changing rooms do not meet Football Association standards. The football club require a sub-lease for the facilities (P3).
Great Walstead School	0	2	2	4	0	0	1	2	4	0	2	Independent school	89%	Retain and maintain (P4)
Blackthorns Community Primary School	0	0	0	0	1	0	0	0	0	0	0	LEA	n/a	Retain and maintain (P4)
<b>sub total</b>	<b>1</b>	<b>4</b>	<b>5</b>	<b>5</b>	<b>2</b>	<b>1</b>	<b>1</b>	<b>2</b>	<b>4</b>	<b>1</b>	<b>6</b>		<i>*Key</i>	<i>Policy 1: Additional pitches (P1)</i>
														<i>Policy 2: Relocate facilities (P2)</i>
<b>TOTALS</b>	<b>12</b>	<b>38</b>	<b>54</b>	<b>28</b>	<b>13</b>	<b>24</b>	<b>8</b>	<b>33</b>	<b>13</b>	<b>12</b>	<b>108</b>	<b>343</b>		<i>Policy 3: Upgrade &amp; increase capacity (P3)</i>
														<i>Policy 4: Retain &amp; maintain (P4)</i>



<b>Burgess Hill Franklands</b>											
Birchwood Grove Community Primary School	0	0	0	2	0	0	0	0	0	0	LEA
Burgess Hill School for Girls	0	0	0	0	0	1	3	0	0	5	Independent school
Newick House School (Special)	0	0	0	0	0	0	0	0	0	0	LEA
<b>sub total</b>	<b>0</b>	<b>0</b>	<b>0</b>	<b>2</b>	<b>0</b>	<b>1</b>	<b>3</b>	<b>0</b>	<b>0</b>	<b>5</b>	
<b>Burgess Hill Leylands</b>											
Sheddingdean Community Primary School	0	0	0	0	0	0	0	0	0	0	LEA
<b>sub total</b>	<b>0</b>	<b>0</b>	<b>0</b>	<b>0</b>	<b>0</b>	<b>0</b>	<b>0</b>	<b>0</b>	<b>0</b>	<b>0</b>	
<b>Burgess Hill Meeds</b>											
London Meed Community Primary School (Speech & Language Unit)	0	0	0	2	0	0	0	0	0	0	LEA
St Wilfrid's Catholic Primary School	0	0	0	1	0	0	0	0	0	0	LEA
Woodlands Meed (Special)	0	0	1	0	0	0	0	0	0	0	LEA
<b>sub total</b>	<b>0</b>	<b>0</b>	<b>1</b>	<b>3</b>	<b>0</b>	<b>0</b>	<b>0</b>	<b>0</b>	<b>0</b>	<b>0</b>	
<b>Burgess Hill St Andrews</b>											
Manor Field Primary School	0	0	0	1	0	0	0	0	0	0	LEA
<b>sub total</b>	<b>0</b>	<b>0</b>	<b>0</b>	<b>1</b>	<b>0</b>	<b>0</b>	<b>0</b>	<b>0</b>	<b>0</b>	<b>0</b>	
<b>Burgess Hill Victoria</b>											
Southway Junior School	0	0	0	2	0	0	0	0	0	0	LEA
St Marks CofE Primary School	0	0	0	0	1	0	0	0	0	0	LEA
The Gattons Infant School	0	0	0	0	0	0	0	0	0	0	LEA
<b>sub total</b>	<b>0</b>	<b>0</b>	<b>0</b>	<b>2</b>	<b>1</b>	<b>0</b>	<b>0</b>	<b>0</b>	<b>0</b>	<b>0</b>	
<b>Copthorne &amp; Worth</b>											
Copthorne Prep School	0	1	0	4	0	0	0	2	1	0	Independent school
LA Fitness	0	0	0	0	0	0	0	0	0	2	Members Club
Copthorne CofE Junior School	0	0	0	0	0	0	0	0	0	0	LEA
<b>sub total</b>	<b>0</b>	<b>1</b>	<b>0</b>	<b>4</b>	<b>0</b>	<b>0</b>	<b>0</b>	<b>2</b>	<b>1</b>	<b>2</b>	



Imberhorne School Upper	0	1		1	0	0		2			LEA
St Peter's Catholic Primary School	0	0	0	1	0	0	0	0	0	0	LEA
Halsford Park Primary School	0	0	0	4	0	0	0	0	0	0	LEA
<b>sub total</b>	<b>0</b>	<b>1</b>	<b>0</b>	<b>6</b>	<b>0</b>	<b>0</b>	<b>0</b>	<b>2</b>	<b>0</b>	<b>0</b>	
<b>East Grinstead Town</b>											
Estcots Primary School	0	0	0	0	1	0	0	0	0	0	LEA
<b>sub total</b>	<b>0</b>	<b>0</b>	<b>0</b>	<b>0</b>	<b>1</b>	<b>0</b>	<b>0</b>	<b>0</b>	<b>0</b>	<b>0</b>	
<b>Hassocks</b>											
St Lawrence CofE Primary School	0	1	0	1	0	0	0	0	0	0	LEA
The Windmills Junior School	0	0	0	0	0	0	0	0	0	0	LEA
Hassocks Infant School	0	0	0	0	0	0	0	0	0	0	LEA
Downlands Community School	0	2	0	2	0	0	0	3	0	0	LEA
<b>sub total</b>	<b>0</b>	<b>1</b>	<b>0</b>	<b>1</b>	<b>0</b>	<b>0</b>	<b>0</b>	<b>0</b>	<b>0</b>	<b>0</b>	
<b>Haywards Heath Ashenground</b>											
<b>Haywards Heath Bentswood</b>											
St Joseph's Catholic Primary School	0	0	0	1	0	0	0	0	0	0	LEA
St Wilfrid's CofE Primary School	0	0	0	1	0	0	0	0	0	0	LEA
Warden Park Primary Academy	0	0	0	1	0	0	0	0	0	0	LEA
<b>sub total</b>	<b>0</b>	<b>0</b>	<b>0</b>	<b>3</b>	<b>0</b>	<b>0</b>	<b>0</b>	<b>0</b>	<b>0</b>	<b>0</b>	
<b>Haywards Heath Franklands</b>											
Northlands Wood Community Primary School	0	0	0	0	0	0	0	0	0	0	LEA
<b>sub total</b>	<b>0</b>	<b>0</b>	<b>0</b>	<b>0</b>	<b>0</b>	<b>0</b>	<b>0</b>	<b>0</b>	<b>0</b>	<b>0</b>	
<b>Haywards Heath Heath</b>											
The Education Centre (Special)	0	0	0	0	0	0	0	0	0	0	Independent school



<b>sub total</b>	<b>0</b>	<b>0</b>	<b>0</b>	<b>0</b>	<b>0</b>	<b>0</b>	<b>0</b>	<b>0</b>	<b>0</b>	<b>0</b>	
<b>Haywards Heath Lucastes</b>											
Bolnore Village Primary	0	0	1	0	0	0	0	0	0	0	LEA
Harlands Primary School	0	0	0	2	0	0	0	0	0	0	LEA
Central Sussex College	0	0	1	1	0	0	0	1	0	0	LEA
<b>sub total</b>	<b>0</b>	<b>0</b>	<b>2</b>	<b>3</b>	<b>0</b>	<b>0</b>	<b>0</b>	<b>1</b>	<b>0</b>	<b>0</b>	
<b>High Weald</b>											
St Giles CofE Primary School	0	0	0	1	0	0	0	0	0	0	LEA
West Hoathley CofE Primary School	0	0	0	0	0	0	0	0	0	0	LEA
Philpots Manor School	0	0	0	0	0	0	0	0	0	0	Independent school
St Augustine's CofE Primary School	0	0	0	1	0	0	0	0	0	0	LEA
<b>sub total</b>	<b>0</b>	<b>0</b>	<b>0</b>	<b>2</b>	<b>0</b>	<b>0</b>	<b>0</b>	<b>0</b>	<b>0</b>	<b>0</b>	
<b>Hurstpierpoint &amp; Downs</b>											
Hurstpiepoint College	0	2	1	1	1	1	6	2	1	4	Independent school
<b>sub total</b>	<b>0</b>	<b>2</b>	<b>1</b>	<b>1</b>	<b>1</b>	<b>1</b>	<b>6</b>	<b>2</b>	<b>1</b>	<b>4</b>	
<b>Lindfield</b>											
Tavistock & Summerhill Prep School	0	0	0	0	0	0	0	0	0	0	Independent school
Lindfield Primary School	0	0	0	0	0	0	0	0	0	0	LEA
<b>sub total</b>	<b>0</b>	<b>0</b>	<b>0</b>	<b>0</b>	<b>0</b>	<b>0</b>	<b>0</b>	<b>0</b>	<b>0</b>	<b>0</b>	
<b>TOTALS</b>	<b>0</b>	<b>23</b>	<b>19</b>	<b>61</b>	<b>12</b>	<b>4</b>	<b>21</b>	<b>32</b>	<b>7</b>	<b>52</b>	<b>231</b>



## Appendix F: Pavilion Assessment Sheets

### Non Technical Visual Quality Assessment - Changing Accommodation

Site ID

Assessment undertaken by:

Changing Accom Name

Date of Assessment:

Site Name:

Capacity of changing rooms;

(Number of teams that can change at any one time in the facility)

**Assessment Criteria** (please rank each of the following aspects for each pitch with an 'X' in the coloured box to the right of the chosen answer)

Element	Rating						Guidance notes	Comments	Score	As %
<b>About the Changing Accommodation</b>										
Overall Quality	Excellent	Good	Average	Poor	No changing		Perceived quality of changing accommodationDoes it look well maintained, clean, safe etc		0	0%
Evidence of vandalism	None	Yes - some			Yes - lots		Damage to pavillion, graffiti, broken glass etc		0	0%
Showers	Yes - Good	Yes - OK		Yes -poor	No		Are there showers facilities, what is their quality (if known)		0	0%
Toilets	Yes - Good	Yes - OK		Yes -poor	No		Are there toilets - what is their condition (if known)		0	0%
Parking	Good		OK		Poor		Is there enough for circa 20 cars, bays marked out etc		0	0%
Links to public transport	Good		OK		Poor/non		Is the site close to public transport links, proximity to bus stop, train station, hubs.		0	0%
Security	Good		OK		Poor		Does the accommodation look secure - secure doors/windows, evidence of breakins ( may get info from User Surveys)		0	0%
Segregated changing	Yes				No		Are there separate changing rooms for each team - can accommodation be used by both male and female teams at same time		0	0%
									<b>0</b>	<b>0%</b>

Scoring:

out of 41

Key:

over 90%	Excellent
60%-89%	Good
40%-59%	Average
30%-39%	Poor
Less than 30%	Very Poor

**Total Score**

**0 %**

APPENDIX G: Questionnaire Feedback																							
Q1 Please state the full name of your sports club	Q3 Which sport(s) does your club participate in?	Q4 How many members does your club have?									Q5 What % of your players live in Mid Sussex?	Q6 Over the last 5 years has membership			Q7 How many teams does your club have?								
		Female Jnr	Female Adult	Female Veteran	Female Social	Male Jnr	Male Adult	Male Veteran	Male Social		Static	+	-	Male Mini	Male Jnr	Male Snr	Male Veteran	Female Mini	Female Jnr	Female Snr	Female Veteran		
<b>BOWLS</b>																							
Haywards Heath & Beech Hurst Bowls Club	Bowls	0	6	23	20	0	2	36	7	100%	0	0	1	0	0	6	0	0	0	6	0	0	
Lindfield Bowling Club	Bowls	1	40	0	21	1	80	6	24	100%	0	0	1	0	0	3	0	0	0	3	0	0	
Hurstpierpoint Bowling Club	Bowls	0	36	0	25	0	70	0	25	100%													
<b>CRICKET</b>																							
Haywards Heath Cricket Club	Cricket	90	50	0	15	70	49	0	5	90%	0	1	0	2	4	4	0	0	0	0	0	0	
Hurstpierpoint Cricket Club	Cricket	63	30	0	10	63	30	0	10	90%	0	1	0	2	3	3	0	0	0	0	0	0	
Cuckfield Cricket Club	Cricket	11	16	6	32	97	107	24	34	95%	0	1	0	2	6	6	1	0	1	1	1	0	
East grinstead Cricket Club	Cricket	6	3	0	20	160	50	0	50	95%	0	1	0	3	7	8	0	0	1	1	1	0	

Q1 Please state the full name of your sports club	Q3 Which sport(s) does your club participate in?	Q4 How many members does your club have?									Q5 What % of your players live in Mid Sussex?	Q6 Over the last 5 years has membership			Q7 How many teams does your club have?								
Lindfield Cricket Club	Cricket	8	0	0	45	200	75	15	60	99%	0	1	0	3	6	7	1	1	0	0	0		
Preston Nomads Cricket Club	Cricket	16	0	0	0	164	50	10	20	30%	0	1	0	3	8	5	0	0	1	0	0		
<b>FOOTBALL</b>																							
Crawley Down Gatwick FC	Football	10	2	0	2	250	50	0	25	85%	0	1	0	6	6	3	0	0	0	0	0		
Cuckfield Rangers FC	Football	0	0	0	0	0	70	20	0	100%	0	1	0	0	0	3	1	0	0	0	0		
Cuckfield Town Football Club	Football	0	0	0	0	15	75	25	8	90%	1	0	0	0	0	3	1	0	0	0	0		

Q1 Please state the full name of your sports club	Q3 Which sport(s) does your club participate in?	Q4 How many members does your club have?										Q5 What % of your players live in Mid Sussex?	Q6 Over the last 5 years has membership			Q7 How many teams does your club have?									
Hurstpierpoint Football Club	Football	0	0	0	0	20	60	0	20	60%	0	1	0	5	8	3	0	0	1	1	0				
Lindfield Football Club	Football	0	0	0	20	0	120	0	20	85%	0	1	0	0	0	5	0	0	0	0	0				
WEST HOATHLY FOOTBALL CLUB	Football	0	0	0	0	0	36	0	10	90%	1	0	0	0	0	2	0	0	0	0	0				
East Grinstead United FC	Football	0	0	0	0	2	50	2	5	90%	0	0	1	0	0	2	0	0	0	0	0				
<b>HOCKEY</b> Burgess Hill Hockey Club	Hockey	140	40	15	10	10	0	0	6	95%	0	1	0	1	0	0	0	2	3	4	1				

Q1 Please state the full name of your sports club	Q3 Which sport(s) does your club participate in?	Q4 How many members does your club have?									Q5 What % of your players live in Mid Sussex?	Q6 Over the last 5 years has membership			Q7 How many teams does your club have?						
MID SUSSEX HOCKEY CLUB	Hockey	65	22	14	0	86	27	29	9	96%	0	1	0	5	4	4	1	5	3	2	0
NETBALL hassocks netball club	Netball	0	20	0	4	0	0	0	0	100%	0	1	0	0	0	0	0	0	0	2	0
RUGBY Haywards Heath Rugby Football Club	Rugby	8	25	0	35	362	118	30	100	90%	0	0	1	17	9	4	1	0	0	1	0
East Grinstead Rugby Football Club Ltd.	Rugby	0	0	0	0	300	80	20	50	75%	1	0	0	3	6	4	1	0	0	0	0
STOOLBALL Brook Street Stoolball Club	Stoolball	2	7	0	0	0	8	0	0	100%	1	0	0	0	0	0	0	0	0	0	0

Q1 Please state the full name of your sports club	Q3 Which sport(s) does your club participate in?	Q4 How many members does your club have?									Q5 What % of your players live in Mid Sussex?	Q6 Over the last 5 years has membership			Q7 How many teams does your club have?							
Clayton Stoolball Club	Stoolball	0	25	0	5	0	0	0	0	0	100%	0	1	0	0	0	0	0	0	0	1	0
Lindfield Stoolball club	Stoolball	25	18	6	6	0	0	0	4	85%	0	1	0	0	0	0	0	0	1	1	0	
Beech Hurst Gardens Tennis Club	Tennis	9	3	0	0	8	2	0	0	100%	0	0	1	0	0	0	0	0	0	0	0	
Crawley Down Tennis Club	Tennis	9	21	0	0	20	25	0	0	100%	0	0	1	0	0	0	0	0	0	0	0	
Adastra Ladies Stoolball Club	Stoolball	16	16	0	6	0	0	0	0	95%	1	0	0	0	0	0	0	0	1	1	0	
Cophorne Stoolball Club	Stoolball	1	20	2	0	0	0	0	0	100%	0	0	0	0	0	0	0	0	0	1	0	
<b>TENNIS</b>																						
LINDFIELD LAWN TENNIS CLUB	Tennis	25	35	10	0	32	40	20	0	100%	0	1	0	0	0	2	0	0	0	2	0	
Horsted Keynes Lawn Tennis Club	Tennis	27	43	0	0	46	59	0	0	99%	0	0	1	0	0	1	0	0	0	1	0	
<b>MIXED</b>																						
St Francis Social and Sports Club	Football, Cricket, Hockey, Tennis, Bowls, Stoolball	0	0	0	0	0	0	0	1000	80%	1	0	0	2	4	8	2	0	0	1	1	



APPENDIX G: Questionn											
Q1 Please state the full name of your sports club					Q8 Which leagues / competitions do your teams participate in?	Q9 Please complete the tables below, listing the venue(s) that your club uses for home matches and training					
	Mixed Mini	Mixed Jnr	Mixed Snr	Mixed Veteran		Matchday Venues 1	2	3	Matchday - facility details 1	2	3
<b>BOWLS</b>											
Haywards Heath & Beech Hurst Bowls Club	0	0	6	0	Mid Sussex League, John Spriggs League, Nelli Merce League, Competitions:- Sussex County, Men/Ladies/Mixed, Edward Rowland, Gladys Rowland, Tom Francis Cup, Nicolas Soames, Stewart Oxley Cup, Simmons Cup	Beech Hurst Gardens. Butlers Green Road, Haywards Heath, RH16 4BB			Bowls Green - Grass plus changing facilities		
Lindfield Bowling Club	0	0	6	0	Please see this year's Fixture: List	Lindfield Common, Lindfield, West Sussex RH16 2ED			Statutory Green to comply with Bowls England regulations		
Hurstpierpoint Bowling Club											
<b>CRICKET</b>											
Haywards Heath Cricket Club	2	0	0	0	SUSSEX CRICKET LEAGUE PLUS CUPS MID SUSSEX CRICKET LEAGUE PLUS CUPS MID SUSSEX JUNIOR LEAGUES						
Hurstpierpoint Cricket Club	0	0	0	0	Seniors: Stoner Mid Sussex League Juniors: Southern Area Young Cricketers League (SAYCL)	Fairfield Recreation Ground, Cuckfield Road, Hurstpierpoint, BN6 9SD			Senior cricket club, Pavilion		
Cuckfield Cricket Club	0	0	0	0	Sussex County Cricket League Mid Sussex Cricket League North and Mid Sussex Junior Cricket League Sussex Junior Club League <del>Sussex Junior Cricket Festival</del>	South Street Cuckfield RH17 5AB			2 fullsize pitches		
East Grinstead Cricket Club	0	0	0	0	Sussex Premier, Sussex Div 1 2nd XI's Div 1, Mid Sussex Div 2, Mid Sussex Div 3, Mid Sussex Conference, Surrey Trust League U21, Surrey Development League U18, Sussex Santander Corporate Banking League U18, Sussex Womens T20 League, Sussex Girls U13 League, Have attached 2012 fixtures (2013 not complete), Note more teams for 2013 listed above.	East Grinstead Sports Club, Saint Hill Rd, RH194JU	Fonthill Ground, Saint Hill Rd, East Grinstead, RH194JU		One cricket Ground	Cricket Ground	

Q1 Please state the full name of your sports club					Q8 Which leagues / competitions do your teams participate in?	Q9 Please complete the tables below, listing the venue(s) that your club uses for home matches and training					
Lindfield Cricket Club	0	0	0	0	Seniors: Sussex Cricket League - Lindfield CC was promoted to Division 2 of the County League in 2013. (This means the Club is one of the best 20 clubs in the County) Mid Sussex Cricket League, Henfield 20/Twenty Evening League. Juniors: North & Mid Sussex Junior League, Identilam Junior Cricket League	Lindfield CC - Cricket Pavilion	Hickmans Lane - Pavilion		4 x changing rooms, grass	4 x changing rooms, grass	
Preston Nomads Cricket Club	0	0	0	0	2 Teams in the Sussex League, 2 teams in the Mid Sussex League, 1 Sunday team. Boys play in Sussex League and Sussex Junior Festival. Girls play U15 league and Festival. Some Girls play in the boys team so it becomes mixed at that stage.	Clappers Lane, Fulking, Nr Henfield, W Sussex. BN5 9NH			2 full size grounds plus practice facilities		
<b>FOOTBALL</b>											
Crawley Down Gatwick FC	5	2	0	0	Ryman Isthmian League Ryman Isthmian Youth League Sussex County Youth League Mid Sussex Youth League	Haven Centre Crawley Down RH10 4LJ			Mini Soccer, Junior Soccer, Adult		
Cuckfield Rangers FC	0	0	0	0	Mid Sussex Football League Divions: Premier Five Nine Veterans Cup	Whitemans Green, Cuckfield RH17 5HX			Senior Football Pitch (x3) + Changing Rooms (x3)		
Cuckfield Town Football Club	0	0	0	0	Mid Sussex Football League	Whitemans Green	Cuckfield Recreation Ground		football pitch	football pitch	

Q1 Please state the full name of your sports club					Q8 Which leagues / competitions do your teams participate in?	Q9 Please complete the tables below, listing the venue(s) that your club uses for home matches and training					
<b>Hurstpierpoint Football Club</b>	0	0	0	0	Sussex County Football League Div 3 & East Division, Sussex Sunday Youth League Central	Fairfield Recreation Ground, Cuckfield Road, Hurstpierpoint, BN6 9SD	Oakmeeds School, Station Road, Burgess Hill RH15 9EA		Senior grass Football pitch with pavilion changing rooms	2/3 of 3G pitch with changing facilities	
<b>Lindfield Football Club</b>	0	0	0	0	Mid Sussex Football League (MSFL) Sussex Junior Cup Various MSFL cups Fixture list todate attached	Lindfield Common 1	Lindfield Common 2		96m x 45m / Grass / Lindfield Common pavilion is owned by Lindfield Cricket Club	90m x 45m / Grass / Lindfield Common pavilion is owned by Lindfield Cricket Club	
<b>WEST HOATHLY FOOTBALL CLUB</b>	0	0	0	0	MID SUSSEX FOOTBALL LEAGUE DIVISIONS 3 AND 9,  ALL FIXTURES ON MSFL WEB SITE MITOO	NORTH LANE REC, NORTH LANE, WEST HOATHLY			15M X 5M PAVILION, FULL SIZE GRASS PITCH		
<b>East Grinstead United FC</b>	0	0	0	0	Mid Sussex League	King Georges Playing Fields, Moat Road East Grinstead rh19 4ju			Grass pitch adult size		
<b>HOCKEY</b>											
<b>Burgess Hill Hockey Club</b>	0	0	1	0	Can not attach document as does not seem to work. Ladies 1XI - Sussex Premier Division Ladies 2XI - Sussex Division 2 ladies 3XI - Sussex Division 3 Ladies 4XI - Sussex Division 4 Ambers Development league Vets Team in EH Vets League U16's - EH U16's league U 10's U12's	The Triangle Burgess Hill			Hockey Astro		

Q1 Please state the full name of your sports club					Q8 Which leagues / competitions do your teams participate in?	Q9 Please complete the tables below, listing the venue(s) that your club uses for home matches and training					
<b>MID SUSSEX HOCKEY CLUB</b>	3	0	1	0	Kent/Sussex Regional (Men's 1st XI) Sussex Open Leagues (Men's 2nd, 3rd & 4th XI's) Sussex Boys Development League Sussex Ladies Leagues (1st & 2nd XI's) Sussex Girls Development League  We also enter Sussex Cup for men's 1st & 2nd XI & Vets, Ladies 1st & 2nd XI and Men's U21. Our men's Vets will also enter National Cup next year as may our Mixed  Our Juniors also enter a number of tournaments in Sussex and for the last 4 years or so 1-3 of our Juniors have won through to Regional Tournaments.  We also run a County Tournament at Hurstpierpoint College in March for around 40 sides. Any help appreciated!!	St Paul's Catholic College, Jane Murray Way Burgess Hill, West Sussex RH15 8GA	Triangle Leisure Centre, Triangle Way Burgess Hill, West Sussex RH15 8WA	Ardingly College, College Rd, Haywards Heath, RH17 6SQ	Astroturf (full size) and changing facilities	Astroturf (full size) and changing facilities	Astroturf (full size)
<b>NETBALL</b>											
hassoeks netball club	0	0	0	0	BMW (brighton midweek league) MSNL (mid sussex netball league) Tournaments in Crawley, Burgess Hill. Brighton.	falmer campus (university of sussex)	st pauls catholic college		8 courts	2 courts - 2 unusable	
<b>RUGBY</b>											
<b>Haywards Heath Rugby Football Club</b>	0	0	0	0	London South 1- First team, Sussex 1 - Second team Sussex 3 East - 3rd team Sussex Championship League - Colts Sussex under 17 league 2 - U17's Sussex under 16 League 1 - U16 A's Sussex under 16 League 2 West - U16 B's Sussex under 15 league 1 - U15 A's Sussex under 14 League 1 - U14 A's Sussex under 14 League 2 West - U14 B's Sussex under 13 League 1 - U13 A's West Sussex Mini's league West for U6's-U12's	Whitemans Green RH17 5HX	Whitemans Green RH17 5HX	Whitemans Green RH17 5HX	2nd team pitch nearly full size Rugby Grass	1st team pitch Full Rugby Grass	3rd team pitch nearly full size Rugby Grass
<b>East Grinstead Rugby Football Club Ltd.</b>	0	0	0	0	London South 1. Sussex Leagues. Sussex Junior Tournaments. Sussex Colts Leagues.	The Pavillion, Saint Hill Road, East Grinstead, RH19 4JU			3 Grass Rugby pitches 1 grass training area		
<b>STOOLBALL</b>											
<b>Brook Street Stoolball Club</b>	0	0	1	0	Mid Sussex Stoolball League.  The fixtures haven't been generated yet.	Whitemans Green, Cuckfield			Main stoolball pitch painted within the cricket pitch		

Q1 Please state the full name of your sports club					Q8 Which leagues / competitions do your teams participate in?	Q9 Please complete the tables below, listing the venue(s) that your club uses for home matches and training					
Clayton Stoolball Club	0	0	0	0	Clayton play in the Central Division Stoolball League.	Clayton Recreation Ground, Underhill Lane, Clayton			One grass pitch and pavilion		
Lindfield Stoolball club	0	0	0	0	Central sussex stoolball senior and junior	Hickmans lane Lindfield			Pavillion and front pitch		
Beech Hurst Gardens Tennis Club	0	0	0	0	None						
Crawley Down Tennis Club	0	0	1	0	Weald League	King George 5th Playing Field, Sandy Lane, Crawley Down, RH10 4HS			4 all weather tennis courts		
Adastra Ladies Stoolball Club	0	0	0	0	Mid Division Stoolball League - Ladies and Juniors	Adastra Park, Keymer Road, Hassocks, BN6 8QH			Pitch and Pavilion		
Cophorne Stoolball Club	0	0	0	0	North Division (Sussex0	Jubilee Pavilion, Cophorne Bank RH10 3QJ			Football pitch grass		
<b>TENNIS</b>											
LINDFIELD LAWN TENNIS CLUB	0	0	1	0	LTA Tennis Sussex League Weald League	Lindfield Common, Lindfield, RH16 1EB			4 tarmacadam tennis courts, club house		
Horsted Keynes Lawn Tennis Club	0	0	1	0	Horam League	Chapel Lane, Horsted Keynes, West Sussex			3 all weather hard courts		
<b>MIXED</b>											
St Francis Social and Sports Club	0	0	1	1	Sussex Hockey Open Leagues Sussex Hockey Development Sussex County Football League	St Francis Sports Ground	Triangle Leisure Centre	St Pauls School			

APPENDIX G: Questionn													
Q1 Please state the full name of your sports club													
	Matchday - days / times when used 1	2	3	Outdoor training venues 1	2	3	4	Outdoor - facility details 1	2	3	Outdoor - days / times when used 1	2	3
<b>BOWLS</b>													
<b>Haywards Heath &amp; Beech Hurst Bowls Club</b>	April to September - 10.00 - 21.00 hrs - daily			As above				As above			when no arranged matches		
<b>Lindfield Bowling Club</b>	All weekdays and weekends			Lindfield Common, Lindfield, West Sussex RH16 2ED				Statutory Green to comply with Bowls England regulations			All weekdays and weekends		
<b>Hurstpierpoint Bowling Club</b>													
<b>CRICKET</b>													
<b>Haywards Heath Cricket Club</b>													
<b>Hurstpierpoint Cricket Club</b>	Seniors - Saturday and Sunday 1.30pm onwards, Juniors - evenings.			As above									
<b>Cuckfield Cricket Club</b>	Daily mid April thru mid September			South Street Cuckfield RN175AB				Mobile net and double net facility			Daily mid April thru mid Sept		
<b>East grinstead Cricket Club</b>	Every Day, Wekkends 11-00 to 19-30. Midweek 17-00 to 20-00	3 days midweek 17-00 to 20-00. 2 days weekend 13-00 to 20-00		East Grinstead Sports Club, Saint Hill Rd, RH194JU				Cricket Ground			Sun 10-00 to 12-00, Mon, Tues, Wed, Thurs, 17-00 to 20-00.		

Q1 Please state the full name of your sports club													
Lindfield Cricket Club	7 days pw. Seniors 13.00 hrs - 19.30 hrs	Saturdays (occasionally midweek) Seniors 13.00 hrs - 19.30 hrs		Lindfield Common				4 x changing rooms, grass plus the use of 4 x cricket net facilities	n/a				
Preston Nomads Cricket Club	At least 6 days per week from April to September			As above				3 Artificial nets plus grass practice areas			Thursday, Friday, Sunday am, from April through September		
<b>FOOTBALL</b>													
Crawley Down Gatwick FC	Saturday from 3pm , Sunday from 10am , Midweek from 7:30			East Grinstead Hockey Club St Hill, Maidenbower, Oriel, Oakwood School Horley				3G full size pitch			Thurs/Fri		
Cuckfield Rangers FC	Saturday 1 - 4 pm			St Pauls School, Burgess Hill	Oathall School, Haywards Heath			5 A Side Football Pitch	5 A Side Football Pitch		Thursday 7.30 - 8.30	Monday 7 - 8	
Cuckfield Town Football Club	saturday p.m.	saturday p.m.		Downlands School, Hassocks				3G surface			Thursday 8-9pm		

<b>Q1 Please state the full name of your sports club</b>													
<b>Hurstpierpoint Football Club</b>	Sat 9am - 6pm, Sun 9am - 1pm	Wednesdays 8-9pm		None									
<b>Lindfield Football Club</b>	Saturday 1.00pm through 6.00pm / Weekdays in April 6.00pm to 8.00pm	Saturday 1.00pm through 6.00pm / Weekdays in April 6.00pm to 8.00pm		Lindfield Common	Oathall College			150m x 100m / Grass / none	2/3rds of 3G pitch		July, August - Tuesday and Thursday 7.00pm to 9.00pm	Wednesday 8.00pm to 9.00pm	
<b>WEST HOATHLY FOOTBALL CLUB</b>	SATURDAY AFTERNOONS			EAST GRINSTEAD SPORTS CLUB, EAST GRINSTEAD				FULL FACILITIES, G3 SURFACE			MONDAY AND WEDNESDAY EVENINGS		
<b>East Grinstead United FC</b>	Saturday Afternoons			East Grinstead Sports Club Saint Hill East Grinstead				3g pitch			8.30 pm evenings		
<b>HOCKEY</b>													
<b>Burgess Hill Hockey Club</b>	Sat 10:30 & 13:30 & 16:30			The Triangle Burgess Hill				Astro Hockey Pitch			Mon 19:00 - 21:00		





<b>Q1 Please state the full name of your sports club</b>												
<b>Clayton Stoolball Club</b>	Tuesdays and Thursdays 6pm until 9pm											
<b>Lindfield Stoolball club</b>	6-9pm			Hickmans lane lindfield				pitch			6.15-8.00	
<b>Beech Hurst Gardens Tennis Club</b>				Beech Hurst Gardens RH16 4BB				3 Macadam Tennis Courts			All Week	
<b>Crawley Down Tennis Club</b>	2 courts Saturday am on match days			King George 5th Playing Field, Sandy Lane, Crawley Down, RH10 4HS				4 all weather courts			Sat am (juniors), Sun 2 - 4 (winter) 3.30 - (summer), Tues 6 - 8 seniors	
<b>Adastra Ladies Stoolball Club</b>	Seniors - Tuesday 6.30 - 8.30 pm , Juniors - Wednesday 6- 8pm											
<b>Copthorne Stoolball Club</b>	Mon-Wed 6.30-9pm											
<b>TENNIS</b>												
<b>LINDFIELD LAWN TENNIS CLUB</b>	Sunday 10am-3pm			lindfield Common, Lindfield				4 tarmacadam courts, club house			Tues 6pm-9pm, Thurs 6pm-9pm, Sat 2pm-6pm	
<b>Horsted Keynes Lawn Tennis Club</b>	All year											
<b>MIXED</b>												
<b>St Francis Social and Sports Club</b>				St Francis Sports Ground	Triangle Leisure Centre	St Pauls School	Oathall School					

APPENDIX G: Questionn													
Q1 Please state the full name of your sports club						Q10 Which is your main pitch / home ground?	Q11 How many matches do you play on your main pitch / home ground each season?	Q12 Please rate the following aspects of your main pitch / home ground					
	Indoor training venues 1	2	Indoor - facility details 1	2	Indoor - days / times when used 1	2			Firmness of surface	Grip underfoot	Line markings	Bounce of all on pitch	Length of grass
<b>BOWLS</b>													
Haywards Heath & Beech Hurst Bowls Club	As above		Indoor Short Mat		Monday, Tuesday and Thursday 1.00-4.00pm		Beech Hurst Gardens	Approx 50	Acceptable	Acceptable	Poor	Poor	Acceptable
Lindfield Bowling Club	Not Available						Lindfield Common	See attached Fixture List for 2013 season	Acceptable	Acceptable			Good
Hurstpierpoint Bowling Club													
<b>CRICKET</b>													
Haywards Heath Cricket Club							RECREATION GROUND, CLAIR PARK, HH	50	Acceptable	Acceptable	Acceptable	Acceptable	Poor
Hurstpierpoint Cricket Club	Sussex CCC, County Ground, Eaton Road, Hove, BN3 3AN		Indoor cricket school		Saturday and Sunday from end of February for 8 weeks. 5.00pm - 8.00pm.		Fairfield Recreation Ground	55	Acceptable	Acceptable	Poor	Good	Poor
Cuckfield Cricket Club	Various indoor net facilities						South Street Cuckfield	60	Good	Good	Good	Good	Good
East grinstead Cricket Club	East Grinstead Sports Club, Saint Hill Rd, East Grinstead, RH194JU		Sports Hall 36m x 22m		Sun 12-00 to 14-00, Thurs 17-00 to 22-00		EGSC & Fonthill	80 to 100	Good	Good	Good	Good	Good

Q1 Please state the full name of your sports club						Q10 Which is your main pitch / home ground?	Q11 How many matches do you play on your main pitch / home ground each season?	Q12 Please rate the following aspects of your main pitch / home ground					
Lindfield Cricket Club						Lindfield Common (used by our 1st & 2nd XI and Juniors) and Hickmans Lane (used by our 3rd & 4th XI)	Lindfield Common - Seniors 51, Juniors 48. Hickmans Lane - Seniors 12, Juniors 3. Whitemans Lane - Seniors 2, Juniors 1. Great Walstead School - Seniors 3, Juniors 2. Ardingly College - Seniors 0, Juniors 1	LC - good (Outfield). HL - Good	LC - good (Outfield). HL - Good	LC - n/a. HL - Poor	LC - poor (Outfield). HL - poor	LC - very poor (Outfield). HL - very poor	
Preston Nomads Cricket Club	Sussex County Cricket Club		5 nets		Tuesday 6pm-9pm January to April		Clappers Lane, Fulking	140	Good	Good	Good	Good	Good
<b>FOOTBALL</b>													
Crawley Down Gatwick FC						Haven Centre Crawley Down	Approx 55	Good	Good	Good	Good	Good	
Cuckfield Rangers FC						Whitemans Green	Approx 35	Acceptable	Acceptable	Poor	Acceptable	Poor	
Cuckfield Town Football Club						Cuckfield Recreation Ground	25	Good	Good	Acceptable	Acceptable	Acceptable	

Q1 Please state the full name of your sports club							Q10 Which is your main pitch / home ground?	Q11 How many matches do you play on your main pitch / home ground each season?	Q12 Please rate the following aspects of your main pitch / home ground				
Hurstpierpoint Football Club							Fairfield Recreation Ground	55	Good	Good	Good	Good	Poor
Lindfield Football Club						Lindfield Common Pitch 2, Other pitches - Lindfield Common Pitch 1 and Hickmans Lane	Each pitch at the Common has two teams allocated during the season. Totally with cups this would be about 30 matches for each pitch		Acceptable	Acceptable	Acceptable	Poor	Poor
WEST HOATHLY FOOTBALL CLUB						NORTH LANE REC, WEST HOATHLY	25 - 30		Good	Acceptable	Good	Acceptable	Good
East Grinstead United FC						Kings Centre King Georges Playing Fields East Grinstead	30		Poor	Poor	Acceptable	Poor	Poor
<b>HOCKEY</b> Burgess Hill Hockey Club						The Triangle Burgess Hill	Between 2 - 3 each week		Acceptable	Acceptable	Poor	Acceptable	Acceptable

Q1 Please state the full name of your sports club							Q10 Which is your main pitch / home ground?	Q11 How many matches do you play on your main pitch / home ground each season?	Q12 Please rate the following aspects of your main pitch / home ground				
<b>MID SUSSEX HOCKEY CLUB</b>	Ardingly College, College Road, Ardingly	St Paul's Catholic College, Burgess Hill	Sports Hall	Sports Hall	Wednesdays 6.15 - 8.30pm when outdoor floodlights cannot be used in September	One day/week for August for pre-season fitness training 7-8pm	St Paul's Catholic College	54	Good	Poor	Acceptable	Good	Good
<b>NETBALL</b>													
<b>hassocks netball club</b>	freedom leisure hassocks		1 court		sundays 9am-10.30am		freedom leisure hassocks we train, match play at st pauls burgess hill	based on st pauls- 10	Acceptable	Poor	Acceptable	Acceptable	Acceptable
<b>RUGBY</b>													
<b>Haywards Heath Rugby Football Club</b>							1st team pitch Whitemans Green RH17 5HX	14-15	Poor	Poor	Good	Acceptable	Acceptable
<b>East Grinstead Rugby Football Club Ltd.</b>							The Pavillion Saint Hill Road, East Grinstead RH19 4JU	Approximately 20	Acceptable	Acceptable	Good	Acceptable	Acceptable
<b>STOOLBALL</b>													
<b>Brook Street Stoolball Club</b>							Whitemans Green, Cuckfield	6 or 7 depending on the number of teams in the league	Good	Good	Good	Good	Good



APPENDIX G: Questionn																
Q1 Please state the full name of your sports club											Q13 How many games were cancelled (or postponed) due to pitch conditions last season?	Q14 Does you club train on your main pitch / home ground?	Q15 Which of the following issue			
	Posts and sockets	Grass cover	Evenness of pitch	Free from litter, dog fouling etc.	Toilets	Changing facilities	Showers - clean, hot, plenty of water	Parking	Value for money	Overall quality of pitch	Weather related cancellations	Other reasons	Total		Lack of internal fundraising	Lack of external funding
<b>BOWLS</b>																
Haywards Heath & Beech Hurst Bowls Club	Poor	Acceptable	Acceptable	Acceptable	Good	Good	Poor	Poor	Poor	Poor	10	0	10	Yes	0	1
Lindfield Bowling Club		Acceptable	Acceptable	Acceptable	Good	Good		Acceptable	Acceptable	Acceptable	4	0	4	Yes	0	0
Hurstpierpoint Bowling Club																
<b>CRICKET</b>																
Haywards Heath Cricket Club	Poor	Poor	Acceptable	Acceptable	Acceptable	Acceptable	Acceptable	Acceptable	Acceptable	Acceptable	15	0	15	Yes	1	1
Hurstpierpoint Cricket Club	Poor	Acceptable	Acceptable	Poor	Acceptable	Acceptable	Acceptable	Acceptable	Acceptable	Acceptable	30	0	30	Yes	0	1
Cuckfield Cricket Club	Good	Good	Good	Good	Good	Good	Good	Acceptable	Good	Good	21	4	25	Yes	1	1
East grinstead Cricket Club	Good	Good	Good	Acceptable	Good	Good	Good	Good	Good	Good	12	0	12	Yes	1	0



Q1 Please state the full name of your sports club											Q13 How many games were cancelled (or postponed) due to pitch conditions last season?			Q14 Does your club train on your main pitch / home ground?	Q15 Which of the following issues	
Lindfield Cricket Club	n/a	LC - poor (Outfield), HL - average	LC - good (Outfield), HL - Good	LC - good (Outfield), HL - average	Lindfield CC maintained within own premises. HL - Very poor	LC - 4 chanign rooms but small. HL - Very poor	Lindfield CC maintained within own premises. HL - Very poor	LC - good. HL - Good	LC - very poor (Outfield), HL - very poor.	LC - very poor (Outfield), HL - poor	LC - 3 (waterlogged outfield) HL - 3 (waterlogged outfield/pitch).	0		LC - Yes. HL - No	0	1 - we have recently been unsuccessful with submissions for fudning for our proposed pavilion extension. Further applicatons are being submitted.
Preston Nomads Cricket Club	Good	Good	Good	Good	Good	Good	Good	Good	Good	Good	40	0	40	Yes	0	0
<b>FOOTBALL</b>																
Crawley Down Gatwick FC	Good	Good	Good	Good	Good	Good	Good	Good	Poor	Good	3	0	3	No	0	1
Cuckfield Rangers FC	Poor	Acceptable	Poor	Good	Poor	Poor	Acceptable	Good	Poor	Acceptable	15	2	17	No	1	1
Cuckfield Town Football Club	Good	Good	Acceptable	Good	Acceptable	Good	Good	Acceptable	Acceptable	Acceptable	4	0	4	No	0	0

Q1 Please state the full name of your sports club											Q13 How many games were cancelled (or postponed) due to pitch conditions last season?			Q14 Does your club train on your main pitch / home ground?	Q15 Which of the following issues	
<b>Hurstpierpoint Football Club</b>	Good	Poor	Good	Poor	Acceptable	Good	Good	Poor	Poor	Good	8	4	14	No	0	1
<b>Lindfield Football Club</b>	Poor	Poor	Poor	Poor	Good	Good	Good	Good	Acceptable	Poor	8	0	8	Yes	1	1
<b>WEST HOATHLY FOOTBALL CLUB</b>	Acceptable	Good	Good	Poor	Poor	Poor	Acceptable	Poor	Good	Acceptable	10	0	10	Yes	1	1
<b>East Grinstead United FC</b>	Acceptable	Poor	Poor	Poor	Acceptable	Good	Good	Good	Poor	Poor	10	4	14	No	0	0
<b>HOCKEY</b>																
<b>Burgess Hill Hockey Club</b>	Poor	Acceptable	Poor	Poor	Poor	Acceptable	Poor	Acceptable	Poor	Poor	5	1	6	Yes	1	1

Q1 Please state the full name of your sports club											Q13 How many games were cancelled (or postponed) due to pitch conditions last season?			Q14 Does your club train on your main pitch / home ground?	Q15 Which of the following issues	
<b>MID SUSSEX HOCKEY CLUB</b>	Acceptable	Good	Good	Good	Acceptable	Acceptable	Acceptable	Acceptable	Poor	Good	14	5	19	No	0	1
<b>NETBALL</b> hassocks netball club	Poor	Acceptable	Acceptable	Acceptable	Good	Good	Good	Acceptable	Acceptable	Poor	2	0	2	No	0	1
<b>RUGBY</b> Haywards Heath Rugby Football Club	Acceptable	Poor	Poor	Poor	Acceptable	Acceptable	Acceptable	Poor	Acceptable	Poor	16	0	16	No	0	1
East Grinstead Rugby Football Club Ltd.	Good	Poor	Acceptable	Acceptable	Good	Good	Good	Good	Good	Acceptable	2	0	2	No	1	1
<b>STOOLBALL</b> Brook Street Stoolball Club	Good	Good	Good	Good	Good	Good	Good	Good	Good	Good	0	4	4	No	0	0

Q1 Please state the full name of your sports club											Q13 How many games were cancelled (or postponed) due to pitch conditions last season?			Q14 Does your club train on your main pitch / home ground?	Q15 Which of the following issues	
Clayton Stoolball Club	Acceptable	Acceptable	Acceptable	Poor	Poor	Poor	Acceptable	Poor	Poor	Acceptable	5	0	5	Yes	1	0
Lindfield Stoolball club	Acceptable	Acceptable	Poor	Poor	Poor	Poor	Poor	Acceptable	Poor	Poor	6	0	6	No	0	1
Beech Hurst Gardens Tennis Club	Acceptable	Poor	Acceptable	Poor	Poor	Poor	Poor	Good	Acceptable	Acceptable	10	0	10	Yes	1	1
Crawley Down Tennis Club	Good	Good	Good	Acceptable	Poor	Poor	Poor	Acceptable	Good	Good	0	0	0	Yes	1	1
Adastra Ladies Stoolball Club	Acceptable	Good	Good	Acceptable	Good	Good	Acceptable	Acceptable	Acceptable	Good	4	0	4	Yes	0	0
Cophorne Stoolball Club	Good	Acceptable	Acceptable	Acceptable	Good	Good	Good	Good	Acceptable	Poor	Lots			Yes	0	0
<b>TENNIS</b>																
<b>LINDFIELD LAWN TENNIS CLUB</b>	Good	Acceptable	Good	Acceptable	Acceptable	Acceptable	Poor	Good	Good	Acceptable	10	2	12	Yes	0	0
Horsted Keynes Lawn Tennis Club	Good	Good	Good	Good	Good	Good	Good	Good	Good	Good	0	0	0	Yes	0	0
<b>MIXED</b>																
St Francis Social and Sports Club	Acceptable	Acceptable	Acceptable	Acceptable	Acceptable	Acceptable	Acceptable	Acceptable	Acceptable	Acceptable	6	0	6	Yes	1	1
															12	18

APPENDIX G: Questionn															
Q1 Please state the full name of your sports club	s are currently problematic for your club?							Q16 What future plans does your club have?							Q17 Does your club currently have a written development plan?
	Lack of appropriate local facilities	Access difficulties for members	Lack of information about local facilities	Poor / No relationship with local clubs	Lack of voluntary assistance	Membership recruitment / retention	Other	Increase the number of members	Expand the range of facilities provided	Refurbish existing premises	Relocation to different premises	None	Other	Please specify	
<b>BOWLS</b>															
Haywards Heath & Beech Hurst Bowls Club	0	1	1	1	0	1	0	1	1	1	0	0	0		No
Lindfield Bowling Club	0	0	0	0	0	0	0	1	0	0	0	0	0		No
Hurstpierpoint Bowling Club															
<b>CRICKET</b>															
Haywards Heath Cricket Club	0	0	0	0	1	0	0	1	0	1	0	0	0		Yes
Hurstpierpoint Cricket Club	0	0	0	0	0	0	0	1	1	1	0	0	0		No
Cuckfield Cricket Club	0	0	0	0	1	0	0	0	1	0	0	0	0		Yes
East grinstead Cricket Club	0	1	0	0	1	0	0	0	0	1	0	0	0		Yes

Q1 Please state the full name of your sports club	Q15 Are you currently problematic for your club?							Q16 What future plans does your club have?							Q17 Does your club currently have a written development plan?
Lindfield Cricket Club	1 - our existing changing room facilities do not meet the current football or cricket standards and may result in Lindfield CC and Lindfield FC being declined future promotion	0	0	0	0	Because our 3rd and 4th Xis play away from Lindfield Common for all their games we are in affect 2 clubs within 1	0	Yes - Our 1st XI has been promoted to the Sussex Cricket League and as such will be looking to improve its membership numbers	Our Club has plans developed and Planning permission gained for a pavilion extension to increase the size of our changing facilities and storage (this will also assist Lindfield	We regularly refurbish our cricket pavilion	We are looking to provide a new second cricket pitch on Lindfield Common	n/a	n/a		Yes
Preston Nomads Cricket Club	0	0	0	0	0	0	0	1	1	0	0	0	0		Yes
<b>FOOTBALL</b>															
Crawley Down Gatwick FC	1	0	0	0	1	0	0	1	1	1	0	0	0		Yes
Cuckfield Rangers FC	1	0	0	0	0	0	0	1	1	0	0	0	0		No
Cuckfield Town Football Club	0	0	0	0	1	1	0	0	0	0	0	1	0		Yes

Q1 Please state the full name of your sports club	Q15 What are currently problematic for your club?							Q16 What future plans does your club have?							Q17 Does your club currently have a written development plan?
Hurstpierpoint Football Club	1	0	0	0	0	0	0	1	0	0	1	0	0	0	No, but looking to relocate to a new ground, preferably Court Bushes
Lindfield Football Club	1	0	0	0	0	0	1	0	1	1	0	0	0		No
WEST HOATHLY FOOTBALL CLUB	1	1	1	1	1	1	0	0	1	1	0	0	0		No
East Grinstead United FC	1	0	0	0	1	0	0	1	0	0	0	0	0		No
<b>HOCKEY</b> Burgess Hill Hockey Club	1	0	0	0	1	1	0	1	0	0	0	0	1	Would be great to have a facility with a clubhouse for social events.	No

Q1 Please state the full name of your sports club	Q15 What are currently problematic for your club?							Q16 What future plans does your club have?							Q17 Does your club currently have a written development plan?
MID SUSSEX HOCKEY CLUB	1	1	0	0	1	0	0	1	0	0	1	0	0	No	
NETBALL hassoeks netball club	1	0	0	0	0	0	0	1	0	0	0	0	1 open it up to juniors. i already run junior workshops and coach at windmills junior school	No	
RUGBY Haywards Heath Rugby Football Club	1	1	1	0	1	0	0	1	1	1	0	0	0	Yes	
East Grinstead Rugby Football Club Ltd.	0	0	0	0	1	0	0	1	1	1	0	0	0	Yes	
STOOLBALL Brook Street Stoolball Club	0	0	0	0	0	1	0	0	0	0	0	1	0	No	



Q1 Please state the full name of your sports club	Q15 What are currently problematic for your club?							Q16 What future plans does your club have?							Q17 Does your club currently have a written development plan?
Clayton Stoolball Club	0	0	0	0	0	0	0	1	0	0	0	0	No		
Lindfield Stoolball club	0	0	0	0	0	1	0	1	0	0	0	0	No		
Beech Hurst Gardens Tennis Club	1	0	0	0	1	1	0	1	0	1	0	0	No		
Crawley Down Tennis Club	1	0	0	0	0	1	0	0	1	1	0	0	No		
Adastra Ladies Stoolball Club	0	0	0	0	0	0	0	0	0	0	1	0	No		
Cophorne Stoolball Club	0	0	0	1	0	0	0	1	0	0	0	0	No		
<b>TENNIS</b>															
<b>LINDFIELD LAWN TENNIS CLUB</b>	0	0	0	0	0	0	0	1	0	1	0	0	No		
Horsted Keynes Lawn Tennis Club	0	0	0	0	0	0	0	1	1	1	0	0	No		
<b>MIXED</b>															
St Francis Social and Sports Club	1	0	0	0	0	0	0	1	1	0	1	0	Yes		
	13	5	3	3	12	8	1	21	13	13	3	3	2	0	

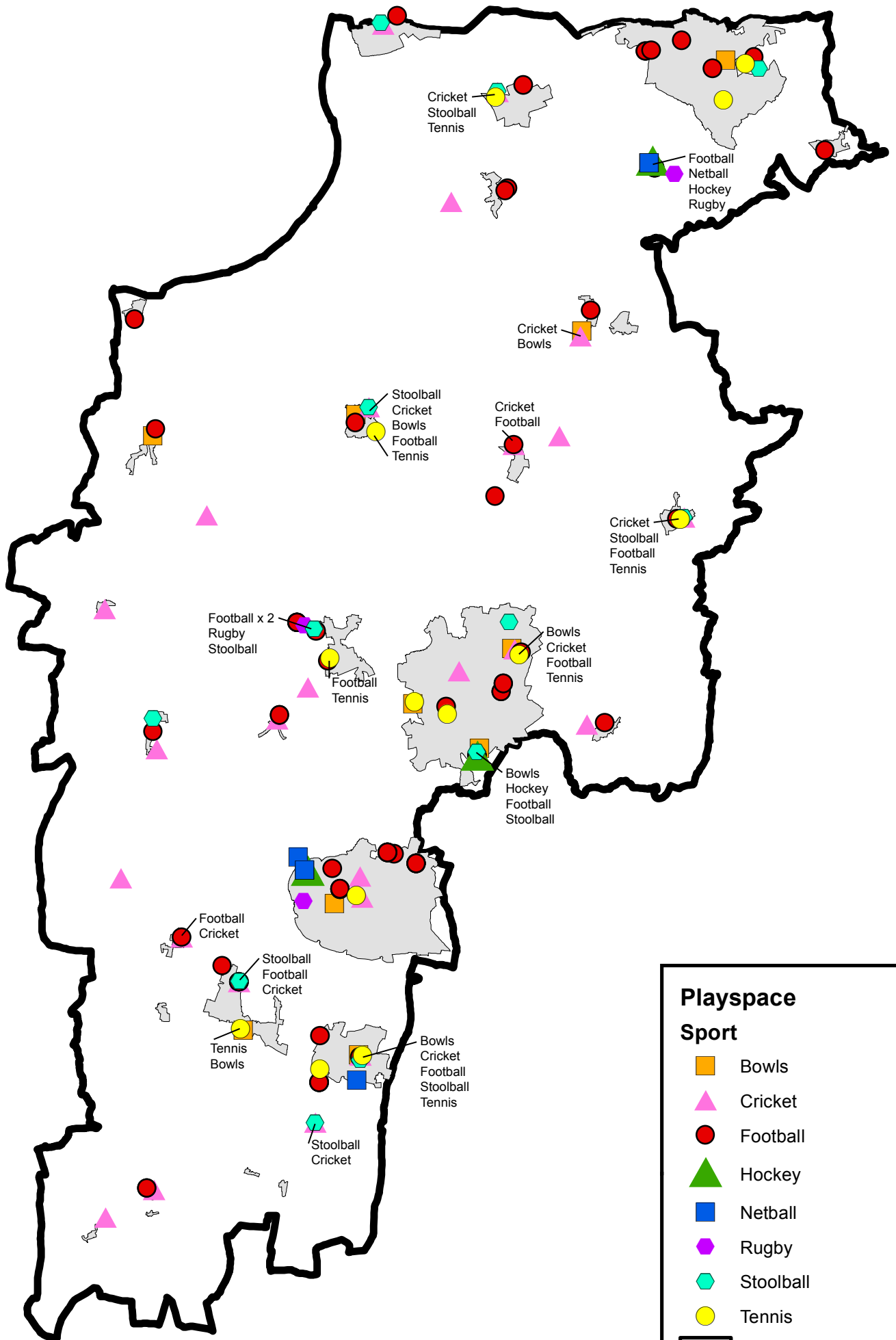
APPENDIX G: Questionn							
Q1 Please state the full name of your sports club	Q18 What are the three best pitches you have played on this season?			Q19 What are the three worst pitches you have played on this season?			Q20 If you have further comments of views concerning playing pitch provision in Mid Sussex please use the space below
	1	2	3	1	2	3	
<b>BOWLS</b>							
<b>Haywards Heath &amp; Beech Hurst Bowls Club</b>	Popes Mead Bowls Club Willoughby Fields Ifield Road Ifield, Crawley. RH11 7AL	Mackie Bowls Club Mackie Avenue Brighton	Lindfield Bowls Club Lindfield Common Lindfield RH26 ED	East Grinstead Bowling Club Mount Noddy Recreation Ground St Johns Road East Grinstead	Southgate Park Bowls Club Southgate Avenue Crawley	Haywards Heath & Beech Hurst Butlers Green Road Haywards Heath RH16 4BB	The trees along side the Bowls green used to be pollarded but have been left to grow for a few years now and they do affect the green both with shadow and falling leaves.  Children or youths seem to be using the green as a football pitch which could cause problems for us and wonder whether notices could be put up.
<b>Lindfield Bowling Club</b>	Popes Mead Bowls Club	St Francis Bowls Club	Worthing Beach House Bowls Club	Haywards Heath Bowls Club	Newick Bowls Club		
<b>Hurstpierpoint Bowling Club</b>							
<b>CRICKET</b>							
<b>Haywards Heath Cricket Club</b>	HORSHAM CC HORSHAM	PRESTON NOMADS CC FULKING	THREE BRIDGES CC THREE BRIDGES	GORING CC GORING	PULBOROUGH CC PULBOROUGH	TURNERS HILL CC TURNERS HILL	We maintain the cricket square at Clair Park and MSDC are responsible for the outfield and surrounding areas. Generally, little attention is paid to the outfield during the post season and more must be done in Feb, March time before the season starts in mid-April. This would ensure that the outfield is at its best for when its used the most! The hedges and bushes are well overgrown and are rarely cut during the summer, rats have been seen during out colts practice session and this has been raised to MSDC before. During the summer, the outfield is cut once a week and generally good job by contractors. They could cut the banks better though and the hay bales by our practice facilities.
<b>Hurstpierpoint Cricket Club</b>	Palmers	Preston Nomads	Balcombe	Denton	Staplefield	Poynings	You have asked for comments on "Posts and sockets" and "Line markings" which I have to enter. However, as we maintain our own wicket these question are not applicable. In order to get through this page I have answered "Poor" even though it should be "N/A".
<b>Cuckfield Cricket Club</b>	Cuckfield Cricket Club South Street Cuckfield RH175AB			Ifield CC, Rusper Road, Ifield, RH110HL			
<b>East Grinstead Cricket Club</b>	Horsham CC	East Grinstead CC	Eastbourne	None	None	None	The Sports club which is EGCC home main venue is a private club and with the exception of a part time groundsman is totally run by volunteers. Raising money simply to retain the standard of facilities and machinery is a major problem. At the moment we just manage to keep our heads above the water but we can see this getting even more difficult in the future.  Being a member club (founder club) of a multi sports complex makes it difficult to complete some of the questions, we have answered therefore to the best of our ability.

Q1 Please state the full name of your sports club	Q18 What are the three best pitches you have played on this season?			Q19 What are the three worst pitches you have played on this season?			Q20 If you have further comments of views concerning playing pitch provision in Mid Sussex please use the space below
<b>Lindfield Cricket Club</b>	Preston Nomads	Henfield	Rottingdean, Fulking Nr Henfield, Henfield Common	Cophorne	Lewes Priority	Keymer & Hassocks	Qu. 12 Details refer to outfield only which is maintained by MSDC. (Note: Lindfield CC maintains its own cricket square. Hichams Lane - Cricket square and outfield. Both outfields are poorly cut with inconsistent cutting resulting in large areas of dead grass on the outfield. Lindfield CC also has a playgroup using its facilities but sporting activities take priority. Note: the facilities at Hickmans Lane are shared with a commercially run Playgroup. The pavilion is predominantly a commercially run activity with sports as a secondary consideration, The pavilion facilities are left in a very poor condition for sporting activities and results in regular complaints with Clubs using the pavilion. Not maintenance (pre season or end of season) is undertaken by MSDC on the Cricket outfields. The outfield on Lindfield Common was voted 38th out of 39 clubs by the league umpires during 2013. Lindfield CC has developed plans for a pavilion extension and a second cricket pitch on Lindfield Common which will provide an improved playing surface for our 3rd and 4th XI as well as our Junior section. We are finding that there is insufficient suitable pitches/facilities in MSDC to continue the development of our Club. Not only would our planned new facilities create a better heart for the Club but also be self maintained by the Cricket Club thereby reducing costs for MSDC. Consultation has already commenced with MSDC
<b>Preston Nomads Cricket Club</b>	Ours is the best ground in Sussex, Sussex 2nd XI play there, we are co-hosting the World T20 Pre-qualifying tournament in July (12 Country's)	Stirlands CC	Horsham CC	Colemans Hatch CC	Cowfold CC	Upper Beeding CC	Most Clubs cannot afford to invest in pitch improvements as the cost is substantial. It is not just the grants to improve pitches that is required but advice and guidance on how to maintain a pitch at the highest level.
<b>FOOTBALL</b>							
<b>Crawley Down Gatwick FC</b>	Maidstone United	Corinthian Casuals	Crawley Down Gatwick	Faversham Town	Sittingbourne	Whitstable Town	I have indicated 1st team best pitches which in the main is outside MSDC area. Within Crawley Down Gatwick & Burgess Hill Town have the best pitches. But I must stress both of these grounds are not maintained by MSDC they are maintained by the Clubs. At Crawley Down although maintaining our own pitch we still have to pay the full cost of MSDC Maint even though we don't use it. This is a drain on our funds as we have to pay for both. The MSDC Contractors are not able to maintain the pitch to the required standards. There is not enough 3G pitches around for training and playing on in bad weather. MSDC need to look at further development at The Haven Sportsfield P2 to add a 3G Football Pitch which could be used for several sports but primarily Football where we could guarantee almost constant use within the Club and the local Schools and also 3rd Party use. The 3g Surface would not reduce matches as Crawley Down Youth teams could still use it as a Full match surface on Sundays and Saturdays when necessary. This would be the best solution for improving facilities in this area and enable the Club to continue to expand its youth teams and facilities and also bring in vital funding for the Club and the Haven Centre. The Local schools could use it during the week days which would follow government policy for School sports and Local Sport.
<b>Cuckfield Rangers FC</b>	tbc	tbc	tbc	tbc	tbc	tbc	We have had issues with facilities at Whitemans Green in the past but the council have always been helpful in resolving these swiftly. This year it must be said the weather has been particularly disruptive to fixtures and has resulted in the playing surfaces being worse than usual. Personally my view is that there is not enough investment in mid Sussex area for provision of leisure services but I suspect this problem is not limited to mid Sussex
<b>Cuckfield Town Football Club</b>	East Grinstead Kings Centre	Maresfield Recreation Ground	Forest Row	Fairwarp	Cherry Lane	Crawley Athletic	We had no pitch markings for 2 weeks at beginning of season. Showers at Whitemans Green have not worked properly all season (one freezing cold, one scalding hot) Pitches don't appear to receive the attention (cutting, rolling) that they did a few seasons back i.e. playing surface has deteriorated

Q1 Please state the full name of your sports club	Q18 What are the three best pitches you have played on this season?			Q19 What are the three worst pitches you have played on this season?			Q20 If you have further comments of views concerning playing pitch provision in Mid Sussex please use the space below
<b>Hurstpierpoint Football Club</b>	Burgess Hill, Leylands Park`	Crawley Down Gatwick FC, the Haven Centre	Worthing FC, Woodside Road	Sidlesham FC Recreation Ground, Selsey Road	Rottingdean Village FC, Falmer Road	Haywards Heath FC, Allen Road	Hurstpierpoint is very keen to progress in the community, where a couple of years ago we finished second in the league but were unable to be promoted because of the facilities we have. We are a well run organised, friendly club which is progressing really well with the senior and reserve teams and our newly established U18s. We have also affiliated with Hurstpierpoint Colts so the need to move ground is becoming a priority with exposure we will have in the village from all ages from U6s to Senior Football, and we are currently in discussion with a Senior Ladies team that have 2 teams.
<b>Lindfield Football Club</b>	Rotherfield - Rotherfield Recreation Ground, Rotherfield	Dormansland Rockets - Colin Anderson Playing Field, Wilderwick Road, Dormansland	Cuckfield Town - Cuckfield Recreation Ground, London Road, Cuckfield	East Grinstead United - Kings Centre, Moat Road, East Grinstead	Cuckfield Rangers - Whitemans Green, Cuckfield	Willingdean Athletic - Huggetts Lane, Willingdon, Eastbourne	Lindfield Common: The pitches are hired from MSDC. The Pavilion is hired from the Lindfield Cricket Club. Step 7 of the EFA requires specific toilet facilities and changing room minimum sizes, which are not met by the current plans. Q14. The club trains on the common in July and August before the bottom goal frames are erected. Q16. We are talking to the Cricket Club re the plans for the extension. Q17. LFC does not have an redevelopment plan, but it has not been formalised. The club is over 100 years old so is a well established organisation. The pitches were not worked on during the summer and bare patches and holes were there when we started this season
<b>WEST HOATHLY FOOTBALL CLUB</b>	MARESFIELD			FAIRWARP			
<b>East Grinstead United FC</b>	Knepp close Pound Hill Crawley	Maresfield Playing Field	Dormansland Playing Fields	Talbot Road East Grinstead	East Court East GRINSTEAD	Balcombe Playing Fields	The pitch at Kings East Grinstead needs some serious work on it to bring it back to the once superb condition it used to be.
<b>HOCKEY</b>							
<b>Burgess Hill Hockey Club</b>	Hurstpierpoint new pitch	West Blatchington School - Brighton	East Grinstead Water based pitch	Portslade Community College - Brighton	The Triangle - Burgess Hill too patchy where repairs have been made. Better now some of the sand has been taken away. Pitch needs correct upto date hockey markings.		More pitch space is required by the clubs in the area. We have to hire Ardingly College pitch when we have 3 home games some weeks. Ardingly has no loos or changing facilities near the pitch which is not ideal for players.










Q1 Please state the full name of your sports club	Q18 What are the three best pitches you have played on this season?			Q19 What are the three worst pitches you have played on this season?			Q20 If you have further comments of views concerning playing pitch provision in Mid Sussex please use the space below
<b>MID SUSSEX HOCKEY CLUB</b>	Lewes HC, Cockshutt Lane, Lewes	Blatchington Mill School, Hove - 2 new astro turfs that are excellently constructed		Triangle Leisure Centre. Too sandy and surface now getting torn. Also goals spoiled by footballs being kicked into them. (St Paul's Catholic College. A lovely pitch but dangerously slippery in the wet. We believe they are using the wrong anti-fungal agents but have been unable to get answers so we can help with our expertise)	East Grinstead HC. The water-based pitch is torn and also often not watered correctly. (WHY IS THIS CLUB GETTING ANOTHER BIG GRANT - £48k WHEN THEY RUN THEMSELVES SO POORLY?? There appears to be no consultation on this or even spread of investment in the highly successful sport of hockey in the District)	Oathall Community College, Appledore Gardens, Haywards Heath. This is a 3G pitch and virtually useless for hockey despite the FA telling WSCC otherwise (who funded a majority of it). I spent time warning WSCC & the school about this but it appears WSCC failed to live up to their promises/assurances	<p>I hope that this useful survey isn't swayed by its perceived slant towards grass football pitches!</p> <p>I feel very strongly that Haywards Heath is very, very poorly served by investment and policy with regards to outdoor facilities. Larger clubs (Rugby and prospectively HHFC) are located out of the town and so access is a problem for underprivileged. The proposed double astro turf facility (alongside a reasonable football facility) could be a fantastic boon and lasting legacy for the town. It will help boost 2 (possibly 3) large and successful hockey clubs who provide excellent coaching and ethos to over 250-350 children.</p> <p>I believe very strongly that MSDC should be hauling the FA in and declaring that taxpayer money will NOT be spent upgrading facilities in order to comply with FA rules. This rules are largely because the players and supporters of football appear unable to behave in an appropriate fashion.</p> <p>Finally, we need to reassess the figures for provision of artificial surfaces (as per old PPG17 ??). They provide an all-year round facility for a range of sports and ages and schools.</p>
<b>NETBALL</b>							
<b>hassocks netball club</b>	falmer campus -- super courts but get icy	freedom leisure hassocks is superb but very expensive		st pauls catholic college burgess hill			I have approached hassocks council about painting lines on the tennis courts in adasta park so we could train there. Nothing ever happens so have given up, which is such a shame. While Freedom leisure hassocks is superb it is very expensive
<b>RUGBY</b>							
<b>Haywards Heath Rugby Football Club</b>	Cobham RFC Old Surbitonians Memorial Ground Fairmile Lane Cobham Surrey KT11 2BU	Beckenham RFC The Club House Balmoral Avenue Beckenham Kent BR3 3RD	East Grinstead RFC The Pavilion Saint Hill Road East Grinstead West Sussex RH19 4JU	Haywards Heath RFC Whitemans Green Cuckfield Haywards Heath West Sussex RH17 5HX	Old Colfeians RFC Horn Park, Eltham Road, Lee, London SE12 8UE.	Dover RFC Crabble Athletic Ground Crabble Road Dover Kent CT17 0JB	The Mid Sussex area is desperately lacking in artificial surfaces that are available to clubs for use of contact Rugby in both playing and also training. These pitches would lend themselves, with regulatory agreement on surface type by the RFU and FA guidelines for both rugby and football usage which in the last 3 winters has been a seriously lacking resource, more so for Rugby than Football. Your own document "Leisure & Cultural Strategy for Mid Sussex 2009 – 2020" recommends that there is a need for a further 6 Synthetic Turf Pitches (STP) in the area, but even with the existing ones that we know are in proposal none of them cater for the use of Rugby as they are all based on football or hockey and therefore do not have the shock absorbency for the effective training and playing of rugby. With the emphasis of investment in schools for sports facilities, but with a reduction in the key area of retaining people in sport from 15-24 year age group, the council has to ask if the policy of 'Building Schools for the Future' programme (BSF) in relation to STP's is the correct policy for the future. This is where local sports clubs can help develop areas of sporting excellence. Most of the developments and improvements to the Whitemans Green area have been financed by the club and do not show a commitment from the council to develop this area for the continued expansion and framework to increase the participation in sporting activity of those living and working in the District with an interest in all sports and especially rugby. These are only my views and not those of HHRFC.
<b>East Grinstead Rugby Football Club Ltd.</b>	Sidcup RFC			Dover RFC			Currently we rely on generous sponsorship for pitch maintenance. With out this the condition of our pitches would deteriorate rapidly.
<b>STOOLBALL</b>							
<b>Brook Street Stoolball Club</b>	Whitemans Green, Cuckfield	Maresfield Recreation Ground, Maresfield	Cowfold Recreation Ground, Cowfold	0	0	0	

Q1 Please state the full name of your sports club	Q18 What are the three best pitches you have played on this season?			Q19 What are the three worst pitches you have played on this season?			Q20 If you have further comments of views concerning playing pitch provision in Mid Sussex please use the space below
<b>Clayton Stoolball Club</b>	Clayton Recreation Ground is one of the better ones in our division. Underhill Lane, Clayton	Horsted Keynes Recreation Ground is always kept nice but I think this is because it is not owned by the council	Belmont Recreation Ground in Hassocks was a popular choice for tournaments as its very flat and can hold two pitches	Partridge Green's ground is rather bumpy.			Pavilion facilities could be improved as last season not only was there no hot water but no electric so we were unable to provide refreshments to the visiting team which is a little embarrassing.
<b>Lindfield Stoolball club</b>	Blackstone stoolball club Blackstone lane blackstone	Crawley down Sandy lane Crawley down		Hurstpierpoint stoolball Belmont road hurstpierpoint	Bolney stoolball school lane bolney		We often have to mark the pitch out ourselves as its either hasn't been done or is incorrect and the pavillion facilities are used by a nursery so we have to work round their stuff and the toilets are small and often unclean and we pay more to use these facilities .We used to be able to leave our cups there but have to take them back every time as there is no where safe for us to leave them anymore.
<b>Beech Hurst Gardens Tennis Club</b>	No matches played	No matches played	No matches played	No matches played	No matches played	No matches played	As a club we have been using the facilities at Beech hurst Gardens for a number of years and in this time they have been repainted and at present are in a reasonable condition. I have however asked on numerous occasions to meet the correct people to discuss and negotiate the possible management of the tennis courts by my tennis company Advantage Receiver Tennis. This has not happened but I would still like to move this forward
<b>Crawley Down Tennis Club</b>	n/a	n/a	n/a	n/a	n/a	n/a	More support from the Council would be appreciated. Funding seems to go to the larger clubs and the smaller ones get overlooked.
<b>Adastra Ladies Stoolball Club</b>	n/a			n/a			We are a very small club and use the facilities when available, although like many Stoolball Clubs, Cricket often has priority.
<b>Copthorne Stoolball Club</b>	Ditchliling	Fletching	Newick	Copthorne			
<b>TENNIS</b>							
<b>LINDFIELD LAWN TENNIS CLUB</b>	Harbour Way Tennis Club West Wittering West Sussex			None			Some of these questions should have an option to say "not applicable" - what is the grass like? We don't have grass on the tennis courts! Showers? we don't have showers. Had to fill in some sort of answer to satisfy rules of filling in all items marked with *
<b>Horsted Keynes Lawn Tennis Club</b>	n/a			n/a			
<b>MIXED</b>							
<b>St Francis Social and Sports Club</b>	This is difficult for a multi event club like ours unless completed by each section individually			This is difficult for a multi event club like ours unless completed by each section individually			Mid sussex seems to be very biased to the provision of football when there are several thriving hockey clubs in the mid sussex area (St Francis and Mid Sussex) . This survey is designed for single sport sports clubs and not so much for a club which provides several differing sports opportunities for its members and members of the local community.



**Playspace**

**Sport**

-  Bowls
-  Cricket
-  Football
-  Hockey
-  Netball
-  Rugby
-  Stoolball
-  Tennis
-  Built Up Area Boundary

## Appendix I: Comparative Sizes of Sports Pitches & Courts

Sport	Recreational (LxWxH)	Club (LxWxH)	County & Regional (LxWxH)	National & International (LxWxH)	Comments
<b>Bowls – Flat Green</b>					Bowls England <a href="http://www.bowlsengland.com">http://www.bowlsengland.com</a>
Basic Pitch Size  O/A Size inc Run Off	34 x 34m min 40 x 40m pref  34.4 x 34.4m min (inc ditch) 40.76 x 40.76m max (inc ditch)	34 x 34m min 40 x 40m pref  34.4 x 34.4m min (inc ditch) 40.76 x 40.76m max (inc ditch)	37 x 37m min 40 x 40m pref  37.4 x 37.4m min (inc ditch) 40.76 x 40.76m max (inc ditch)	39 x 39m min 40 x 40m pref  39.4 x 39.4m min (inc ditch) 40.76 x 40.76m max (inc ditch)	Pitch size excludes perimeter ditch. Play rotates N/S and E/W – pitch should therefore be equal sided. Rink widths are between 5.5m min and 5.8m max under World Bowls rules. Rink widths for Club play can be 4m min. Play is preferred on a Natural pitch, but synthetic surfaced pitches are becoming more popular. Perimeter ditch: Width 0.2m min, 0.38m max; Depth from Green level 0.05m min, 0.2m max; Perimeter Bank vertical 0.23m above Green level. Perimeter path outside ditch on all sides 1.5m min, 2m preferred.
<b>Bowls – Crown Green</b>					British Crown Green Bowling Association <a href="http://www.crowngreenbowls.org">http://www.crowngreenbowls.org</a>
	There are no formalised Green sizes identified within the Crown Green Bowling Associations rules and regulations. A maximum green size of 40 x 40m is preferred, smaller greens are accepted and need not be square - minimum size should be considered as 25m. Greens are not divided into rinks. The crown height though often 254mm is variable, it need not be central on the green and a green can have two crowns. Level of play ranges between recreational, club and county/regional events – National or International events are no longer played.				Proposals for a Crown Green Bowls facility should be discussed with the National Governing Body prior to finalising any design. Perimeter ditch requirements are un-formalised – a 0.3 wide x 0.125m deep (below Green level) ditch may be acceptable and the ditch should be contained externally by a raised board top set 100mm above Green level.
<b>Cricket</b>					England and Wales Cricket Board <a href="http://www.ecb.co.uk">http://www.ecb.co.uk</a>
Basic Pitch Size	19.2 x 3.05m min Junior (U13) 19.2 x 18.3m (6 Pitch Square) 19.2 x 27.45m (9 Pitch Square) 20.12 x 3.05m min Senior 20.12 x 18.3m (6 Pitch Square) 20.12 x 27.45m (9 Pitch Square) 20.12 x 36.6m (12 Pitch Square)	19.2 x 3.05m min Junior (U13) 19.2 x 18.3m (6 Pitch Square) 19.2 x 27.45m (9 Pitch Square) 20.12 x 3.05m min Senior 20.12 x 18.3m (6 Pitch Square) 20.12 x 27.45m (9 Pitch Square) 20.12 x 36.6m (12 Pitch Square)	19.2 x 3.05m min Junior (U13) 19.2 x 18.3m (6 Pitch Square) 19.2 x 27.45m (9 Pitch Square) 20.12 x 3.05m min Senior 20.12 x 27.45m (9 Pitch Square) 20.12 x 36.6m (12 Pitch Square)	19.2 x 3.05m min Junior (U13) 19.2 x 18.3m (6 Pitch Square) 19.2 x 27.45m (9 Pitch Square) 20.12 x 3.05m min Senior 20.12 x 27.45m (9 Pitch Square) 20.12 x 36.6m (12 Pitch Square)	Pitch sizes metric conversions of Imperial Sizes (22 yds x 10 feet). Junior pitch lengths for U9: 16.46m/U10: 17.37m/U11: 18.29m Boundary: Senior: 45.72m (50yds) min, 82.26m (90 yds) max. Junior 36.58m (40yds) measured from middle stump of pitch in use. ECB seeking standard for 12 pitch layout. Tables & wickets to be sited north to south inside 305° and 55°. International/Test match boundary requirements should be agreed with the ECB at design stage.



O/A Size: (To Boundary): Junior (U13)	92.36 x 88.41m (6 Pitch) 92.36 x 97.56m (9 Pitch)	92.36 x 88.41m (6 Pitch) 92.36 x 97.56m (9 Pitch)	92.36 x 88.41m (6 Pitch) 92.36 x 97.56m (9 Pitch)	92.36 x 88.41m (6 Pitch) 92.36 x 97.56m (9 Pitch)	
Senior:	111.56 x 106.69m (6 Pitch) 111.56 x 115.84m (9 Pitch) 111.56 x 128.04m (12 Pitch)	111.56 x 106.69m (6 Pitch) 111.56 x 115.84m (9 Pitch) 111.56 x 128.04m (12 Pitch)	111.56 x 115.84m (9 Pitch) 111.56 x 128.04m (12 pitch)	111.56 x 115.84m (9 Pitch) 111.56 x 128.04m (12 pitch)	
<b>Football</b>					The Football Association <a href="http://www.thefa.com/GrassrootsNewFacilities/">http://www.thefa.com/GrassrootsNewFacilities/</a>
Basic Pitch Size	68.25 x 42m min (U11-U12) 82 x 50.77m max 72.8 x 45.5m min (U13-U14) 91 x 56m max 82.3 x 45.5m min (U15-U16) 100.6 x 64m max 90 x 45.5m min (U17-U18/Senior) 120 x 90m max	68.25 x 42m min (U11-U12) 82 x 50.77m max 72.8 x 45.5m min (U13-U14) 91 x 56m max 82.3 x 45.5m min (U15-U16) 100.6 x 64m max 90 x 45.5m min (U17-U18/Senior) 120 x 90m max	68.25 x 42m min (U11-U12) 82 x 50.77m max 72.8 x 45.5m min (U13-U14) 91 x 56m max 82.3 x 45.5m min (U15-U16) 100.6 x 64m max 90 x 45.5m min (U17-U18/Senior) 120 x 90m max	100 x 64m min (National) 120 x 90m max 100 x 64m min (UEFA/Champ L) 110 x 75m max	Dimensions are based on Natural Turf Pitches. O/A Pitch Safety Run off sizes are based on minimum 1.83m, preferred 3m – e.g. where minimum pitch size is given a 1.83m wide run off has been used to calculate overall size, and where the maximum pitch size is given a 3m wide run off has been used to calculate overall size. Multiple pitch layouts will require minimum 3m run off to sides. End run offs may also be governed by goal requirements of the FA. Synthetic pitches where perimeter fenced require a minimum 3m run off in same material. Detailed discussions with the National Governing Body should take place at the design stage of any project incorporating a Football facility. NOTE: The FA are in the process of finalising their updated pitch sizes and this section will be subject to modification when the FA release their amended requirements. Please watch out for future changes
O/A Size inc Run Off	71.91 x 45.66m min (U11-U12) 88 x 56.77m max 76.46 x 49.16m min (U13-U14) 97 x 62m max 85.96 x 49.16m min (U15-U16) 106.6 x 70m max 93.66 x 49.16m min (U17-U18 +Senior) 126 x 96m max	71.91 x 45.66m min (U11-U12) 88 x 56.77m max 76.46 x 49.16m min (U13-U14) 97 x 62m max 85.96 x 49.16m min (U15-U16) 106.6 x 70m max 93.66 x 49.16m min (U17-U18+Senior) 126 x 96m max	71.91 x 45.66m min (U11-U12) 88 x 56.77m max 76.46 x 49.16m min (U13-U14) 97 x 62m max 85.96 x 49.16m min (U15-U16) 106.6 x 70m max 93.66 x 49.16m min (U17-U18+Senior) 126 x 96m max		
<b>Football Mini Soccer</b>					The Football Association <a href="http://www.thefa.com">http://www.thefa.com</a>
Basic Pitch Size	27.45 x 18.3m min (U7-U8) 45.75 x 27.45m max	27.45 x 18.3m min (U7-U8) 45.75 x 27.45m max	27.45 x 18.3m min (U7-U8) 45.75 x 27.45m max	27.45 x 18.3m min (U7-U8) 45.75 x 27.45m max	Mini-soccer run off to be 2m min and 3m pref. For multiple pitches there should be 5m between pitches. Space is required for parents /spectators to stand around the pitch

	45.75 x 27.45m min (U9-U10) 54.9 x 36.6m max.	45.75 x 27.45m min (U9-U10) 54.9 x 36.6m max.	45.75 x 27.45m min (U9-U10) 54.9 x 36.6m max.	45.75 x 27.45m min (U9-U10) 54.9 x 36.6m max.	without impeding safe run off. International play is currently outside FIFA rules – and subject to individual NGB's. There have been no England International games and limited national play.
<b>Hockey</b>					England Hockey <a href="http://www.englishhockey.co.uk">http://www.englishhockey.co.uk</a>
Basic Pitch Size	91.4 x 55m	91.4 x 55m	91.4 x 55m	91.4 x 55m	Sizes based upon FIH rules. Minimum safe run off 5m to ends. 4m to sides. 3m width of perimeter safety run off must be playing surface.
O/A Size inc Run Off	101.4 x 63m	101.4 x 63m	101.4 x 63m	101.4 x 63m	
<b>Mini Hockey (Seven-A-Side)</b>					England Hockey <a href="http://www.englishhockey.co.uk">http://www.englishhockey.co.uk</a>
Basic Pitch Size	55 x 43m	55 x 43m	55 x 43m	55 x 43m	Full size Hockey pitch accommodates two mini-hockey pitches playing laterally across the pitch with full size D's and goals. Safety run off sizes established by Full pitch provision, and provides 4m run off to ends of pitches, 5m run off to side and 5.4m between the pitches.
O/A Size inc Run Off	63 x 50.7m	63 x 50.7m	63 x 50.7m	63 x 50.7m	
<b>Rugby League</b>					Rugby Football League <a href="http://www.therfl.co.uk/index.php">http://www.therfl.co.uk/index.php</a>
Basic Pitch Size	88 x 55m rec 100 x 68m max	88 x 55m min 100 x 68m max	88 x 55m min 100 x 68m max	88 x 55m min 100 x 68m max	Basic pitch size is taken between goal lines. To this must be added the in-goal areas, which are to be 6m min and 11m max each end of pitch. Safety run off margin 2m min, 3m pref. For recreational play pitch sizes below the preferred may be accepted. Minimum sizes given including in-goal areas and minimum over all area given are based on a 6m in goal area and 2m run off respectively. Maximum sizes given including in-goal areas and maximum over all area given are based on a 11m in goal area and a 3m run off respectively.
Basic Pitch Size inc In-goal Area:	100 x 55m rec 122 x 68m max	100 x 55m min 122 x 68m pref	100 x 55m min 122 x 68m pref	100 x 55m min 122 x 68m pref	
O/A Size inc Run Off	104 x 59m rec 128 x 74m max	104 x 59m min 128 x 74m pref	104 x 59m min 128 x 74m pref	104 x 59m min 128 x 74m pref	
<b>Rugby Union</b>					Rugby Football Union <a href="http://www.therfu.com/index.htm">http://www.therfu.com/index.htm</a>
Basic Pitch Size: Schools Up to Under 11's/12's	60 x 30m max Under 7's/8's 60 x 35m max Under 9's/10's 60 x 43m max Under 11's/12's	N/A	N/A	N/A	All sizes are Maximum. The National Governing Body do not specify minimum pitch sizes.  5m In Goal area each end.
Basic Pitch Size inc In-goal Area	70 x 30m max Under 7's/8's 70 x 35m max Under 9's/10's 70 x 43m max Under 11's/12's				

O/A Size inc Run Off	80 x 40m max Under 7's/8's 80 x 45m max Under 9's/10's 80 x 53m max Under 11's/12's				RFU do not specify a minimum safe over-run but do recommend a 5m clear margin around the pitch where possible.
Basic Pitch Size: Senior	100 x 70m max	100 x 70m max	100 x 70m max	100 x 70m max	All sizes are Maximum. RFU do not specify minimum pitch sizes. 10m min In Goal area recommended where possible upto 22m max.  RFU do not specify a minimum safe over-run but do recommend a 5m clear margin around the pitch where possible.
Basic Pitch Size inc In-goal Area	144 x 70m max	144 x 70m max	144 x 70m max	144 x 70m max	
O/A Size inc Run Off	154 x 80m max	154 x 80m max	154 x 80m max	154 x 80m max	
<b>Tennis</b>					Lawn Tennis Association <a href="http://www.lta.org.uk">http://www.lta.org.uk</a>
Basic Court Size	23.77 x 10.97m	23.77 x 10.97m	23.77 x 10.97m	23.77 x 10.97m	Side run off between courts not separately enclosed 3.66m min or 4.27m pref, e.g. a two court area would be 34.75 x 31.77m min or 36.57 x 33.53m preferred. Court sizes given are standard doubles
O/A Size inc Run Off	34.75 x 17.07m min 36.57 x 18.29m pref	36.57 x 18.29m	36.57 x 18.29m	36.57 x 18.29m	
<i>Sport England – Revision 005 (April 2011)</i>					